

MO-6800D/BL Series

Semi-dry-head, High-speed, Overlock Machine, Full Automatic Back Latch

JUKI

MO-6800S/BL Series

High-speed, Overlock Machine, Full Automatic Back Latch



BL pulls back the chain while a wink.

MO-6800/BL Series

Full Automatic Back Latch



MO-6814S/BL

MO-6800/BL Series

Full Automatic Back Latch

Feature

- Easily operate without skill. Operation is same as normal overlock sewing.
- When sewing finish, the chain is auto-pulled back immediately.
High efficiency is about 3 times of manual back latch operation.
- For 4-thread (Stitch 514) overlock sewing, the finish is perfectly tight without chain loosing.
- The back latch can be as short as 3 cm for high quality underwear.
The tension is stable without human factors.

● Tension Control for Back latch



● Touch Panel



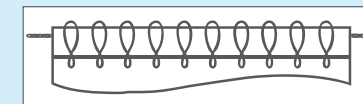
● Auto Thread Control



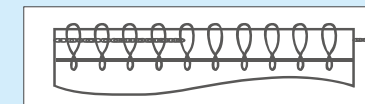
● Suction Trimmer



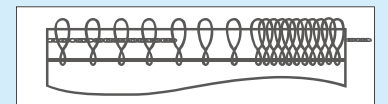
Sewing Mode



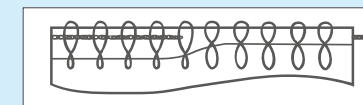
P: Plain seaming



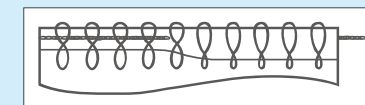
B: Backlatching



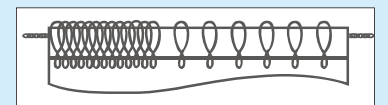
R: Backlatching + Reverse stitching



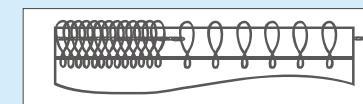
S: Special Backlatching



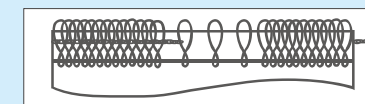
L: Loose backlatching



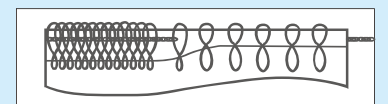
Pc: Plain seaming with condensed stitching at the start of sewing.



Bc: Backlatching with condensed stitching at the start of sewing.



Rc: Backlatching with condensed stitching at the start of sewing + Reverse stitching.



Bc: Special Backlatching with condensed stitching at the start of sewing.

● Auto Presser foot lifter



● Edge Sensor



● Vacuum waste Set



SUBCLASS MACHINE LIST

| Model No. | Number of needles | Number of threads | Needle gauge (mm) | Overredging width | Number of feed dog rows | Stitch length (mm) | Bottom differential feed ratio | Presser lifting amount (mm) | Needle system | Max sewing speed (sti/min) |
|---------------------|-------------------|-------------------|-------------------|-------------------|-------------------------|--------------------|--------------------------------|-----------------------------|---------------|----------------------------|
| MO-6804S-0E4-30H/BL | 1 | 3 | — | 4.0 | 2 | 3.8 | 1:0.7~1:2 | 6.0 | DC×27 #11 | 7,000 |
| MO-6814S-BE6-30H/BL | 2 | 4 | 2 | 3.6 | 3 | 3.8 | 1:0.7~1:2 | 5.5 | DC×27 #11 | 7,000 |
| MO-6814D-BE6-30H/BL | 2 | 4 | 2 | 3.0 | 3 | 3.8 | 1:0.7~1:2 | 5.5 | DC×27 #11 | 7,000 |

SPECIFICATIONS

| Model name | MO-6800/BL Series |
|--------------------------|---|
| Motor / Control Box | Direct-drive, 400W, Max. 7000 sti/min, 200~240V |
| Touch Panel | Maximum 26 sewing programs saving, Maximum 20 sections setting per program. 9 types of sewing mode. |
| Edge Sensor | Setting the stitch number for each function |
| Suction Trimmer | Provided as standard |
| Vacuum Waste Set | Provided as standard |
| Auto Thread Control | Provided as standard |
| Auto Presser foot lifter | Provided as standard |

* "sti/min" stands for "Stitches per Minute."

JUKI
JUKI CORPORATION
SEWING MACHINERY BUSINESS UNIT

2-11-1, TSURUMAKI, TAMA-SHI,
TOKYO 206-8551, JAPAN
PHONE : (81) 42-357-2370
FAX : (81) 42-357-2274
<http://www.juki.com>

* Specifications and appearance are subject to change without prior notice for improvement.
* Read the instruction manual before putting the machine into service to ensure safety.
* This catalogue prints with environment-friendly soyink on recycle paper.



Registered Organization : JUKI CORPORATION Head Office
The Scope of the Registration : The activities of research, development, design, sales, distribution, and maintenance services of industrial sewing machines, household sewing machines and industrial robots, etc., including sales and maintenance services of data entry systems.