

AB-1360 / CR-10A

AB-1360

(Provided with a preset loader)

Automatic 1-needle shoelace loop attaching machine

JUKI



The
world's first

This is the automatic sewing machine
which is ideally suited
for sewing shoelace loops of
sports shoes.




AB-1360 / CR-10A



AB-1360


Attaching shoelace loops

The AB-1360 attaches shoelace loops to tongue section of sports shoes. Since the sewing machine is provided as standard with an LED marking light (cross-hair), accurate positioning of shoelace loops is ensured at all times. This sewing machine is able to attach shoelace loops in a series of processes (cutting, folding and bartacking of shoelace loops), thereby achieving the industry's fastest cycle time.



Increased productivity

With the AB-1360, not only shortening of time required for shoelace-loop attaching process but also labor-saving through elimination of preceding process (cutting of shoelace loops) can be realized. Furthermore, productivity can be substantially increased if the operator operates two units of the AB-1360 at a time. The sewing machine has adopted the electrothermal type cutter (heat cutter) for cutting shoelace loops, thereby preventing the loop material from fraying and achieving cutting of loops of constant length.



Constant-dimension loop cutting is achieved by the adoption of heat cutter.

Deskilling


With the AB-1360, even an inexperienced operator is able to attach shoelace loops only by placing shoe tongues on the sewing machine and pressing the switch. Length of shoelace loops and their folding length can be changed with ease through the operation panel.



The AB-1360 has adopted, as its operation panel, the IP-420 which has a large color liquid crystal touch panel. With this operation panel, the operator can change the loop shape or sewing pattern.

Improved quality

JUKI's unique loop feeding/folding mechanism allows the sewing machine to produce beautifully-finished, stable-quality shoelace loops of constant dimensions (allowance amount).



AB-1360

The automatic 1-needle shoelace-loop attaching machine AB-1360 is an automatic sewing machine that automatically feeds shoelace loops to tongues of sports shoes, and performs bartacking and loop folder in one process.






Both higher productivity and higher quality are achieved!!

AB-1360/CR-10A


The AB-1360 / CR-10A sewing machine with a preset loader automatically feeds shoelace loops and shoe tongues to the correct shoelace loop attaching position, thereby no longer requiring manual positioning of those parts. The sewing machine is an automatic machine which realizes full-automatic sewing while eliminating inconsistency in quality and sewing position faults caused by the operator.

■ Comparison of shoelace loop attaching performance <Cutting, folding and bartacking>


Model name	Operator	Cycle time
AB-1360/CR-10A	One 	7.9 sec/attachment of a loop 1,518 pairs/day
AB-1360	One 	9.4 sec/attachment of a loop 1,276 pairs/day
General-purpose machine	One 	36.5 sec/attachment of a loop 329 pairs/day

Productivity can be further increased!!

※ Operating hours in a day: 8 hours, with allowance rate of 20 %



CR-10A



AB-1360/CR-10A

Productivity can be further increased if one operator operates two units of AB-1360 / CR-10A at a time.

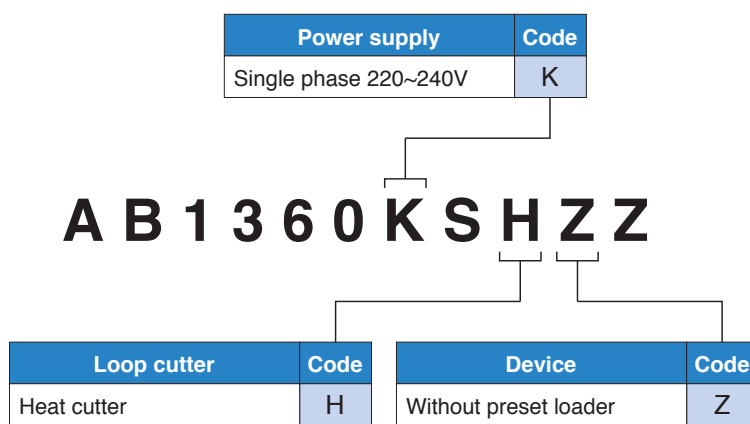
SPECIFICATIONS

Model name	AB-1360
On-board machine head	LK-1962/ABH (Specifically-designed semi-dry machine head)
Sewing speed (max.)	2,500sti/min*
Lift of work clamp foot	20mm
Hook in use	Horizontal-axis rotary hook
Needle bar stroke	45.7mm
Needle	DP×17 (#18)
Shoelace loop width	6~12mm
Finished length of shoelace loop	15~20mm

* sti/min stands for Stitches per Minute.

WHEN YOU PLACE ORDERS(Complete)


Please note when placing orders, that the model name should be written as follows:



OPTIONAL DEVICE

Preset loader : CR10A

- To order, please contact your nearest JUKI distributor.

JUKI ECO PRODUCTS	The AB-1360 is an eco-friendly product which complies with JUKI ECO PRODUCTS standards for protecting the environment.
	<p>● The sewing machine complies with the "Juki Group Green Procurement Guidelines" on the use of hazardous substances, which is stricter than other restrictions, such as those of the RoHS Directive.</p> <p>For details of JUKI ECO PRODUCTS, refer to: http://www.juki.co.jp/eco_e/index.html</p> <p><small>*The RoHS Directive is an EU Directive limiting the use of 6 hazardous substances (lead, hexavalent chromium, mercury, cadmium, PBB and PBDE) in electrical and electronic equipment. The Juki Green Procurement Guideline is the voluntarily established criteria to eliminate not only the aforementioned six substances, but also other ones which also adversely affect the environment.</small></p>



JUKI
JUKI CORPORATION
 SEWING MACHINERY & SYSTEMS BUSINESS UNIT

2-11-1, TSURUMAKI, TAMA-SHI,
 TOKYO 206-8551, JAPAN
 PHONE : (81) 42-357-2383
 FAX : (81) 42-357-2274
<http://www.juki.com>

- * Specifications and appearance are subject to change without prior notice for improvement.
- * Read the instruction manual before putting the machine into service to ensure safety.
- * This catalogue prints with environment-friendly soyink on recycle paper.