

MO-1000

JUKI®

THE POWER OF  
AIR



**Effortless Threading  
With the Power of Air!**  
Serge Like A Pro  
With Ease!

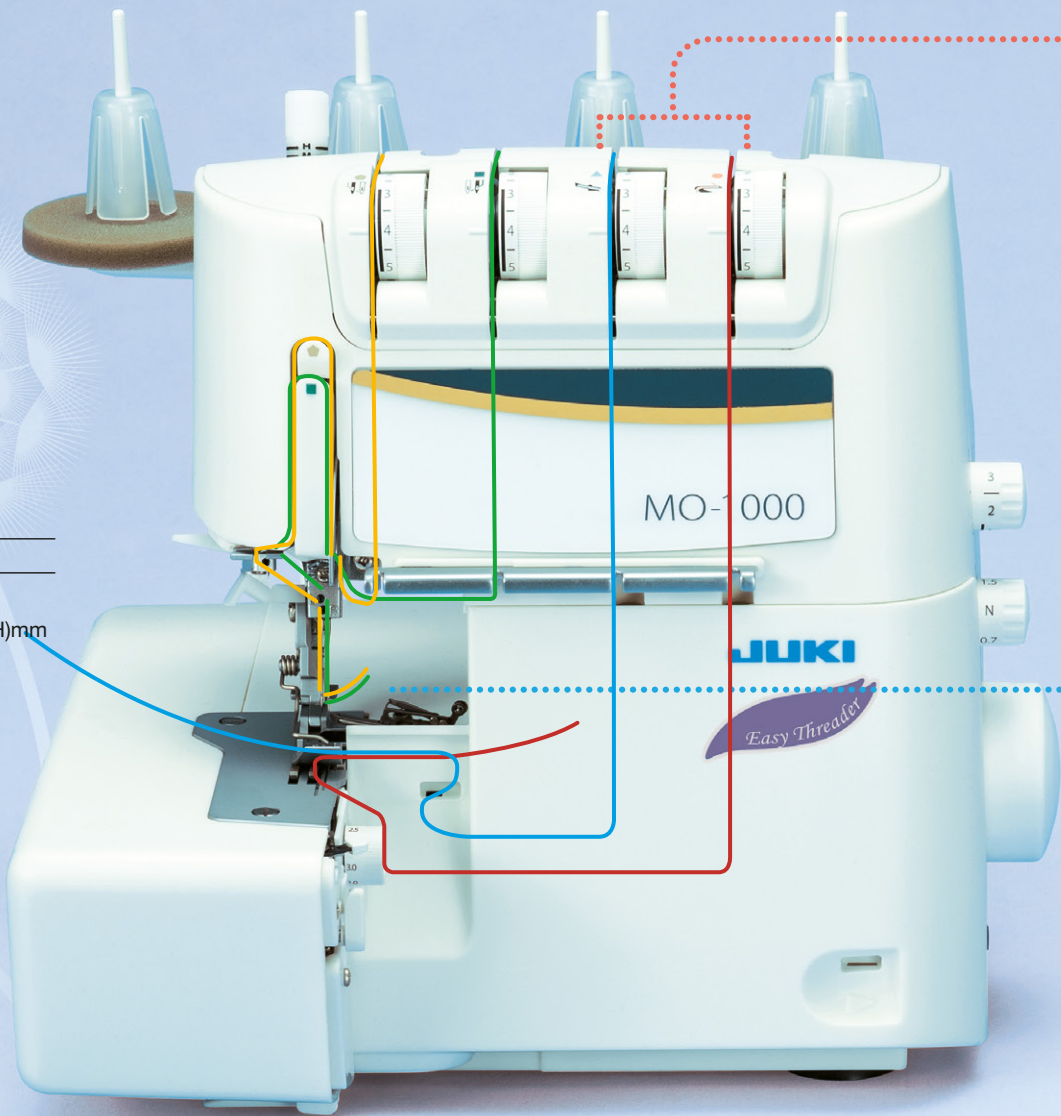




# Air-Supported Threading! Create the Look of a Professional Finish!

**MO-1000**  
JAN:4946973008093


**SPECIFICATIONS**  
Dimensions : 330(W) x 280(D) x 310(H)mm  
Weight : 9.0kg



## NEW Convenient Threading With the Easy Threader

Using the new easy threader feature, easily thread the machine from the threading hole to the looper with the power of a strong whoosh of air sent from the electric motor. This amazing function dramatically alters upper and lower looper threading.


- Lower looper thread
- Upper looper thread



● step 1  
Insert 1 to 2 cm of thread.



● step 2  
Press the air-control pushbutton.



● step 3  
And you're done!  
The machine was simply threaded by air.


## NEW Automatic Needle Threader

Quickly thread the needle! With the automatic needle threader, the needle is threaded in 3 easy steps.


- Right needle thread
- Left needle thread



● step 1  
Lower the threading lever.



● step 2  
Hook the thread.



● step 3  
Return the lever to finish threading.

## Quiet Operation



The sound reducing design minimizes the operating noise and the unit sews with less vibration.

## Other Useful Features

- Automatic rolled hemming
- Option to deactivate upper knife
- Safety feature preventing operation when the presser foot is upper position or the cover is open.
- Thread trimming blade for easy thread cutting
- Adjustable presser foot pressure
- Cutting width adjusting dial



Even with easily stretched fabrics such as knits and georgette, create beautifully sewn finishes by adjusting the differential feed. Adjustments can even be made while sewing



The distance between the needle and knife is 9.95mm (conventional model : 15.5mm), allowing you to sew beautiful inside curves.



Switch to 2-Thread sewing simply by pushing the 2-/3-thread changeover attachment to the left, making this operation even easier.



The height of the throat is 72.4mm. Due to this height, the usability of the work space improved infinitely.



The needle area is brightly illuminated. The long-life, energy-efficient and eco-friendly light will not heat up, even after a long period of use.




Provided as a standard accessory, the waste collector catches cut-off fabric and is useful for keeping the area tidy.

MO-1000 Standard Specifications			
Number of Threads		2/3/4 Threads	
Needle		Household Machine Size 11 or 14	
Overlocking Width	Left Needle	5~9	m
	Right Needle	3~7mm	
	Rolled Hem	2mm	
Stitch Length		1~4mm (Standard : 2.5 mm)	
Differential Feed		0.7~2.0 Ratio	
Presser Foot Lift		5mm (Max : 8mm)	
Sewing Speed		Maximum 1,500 spm	




# Various Stitch Patterns To Unleash Your Creativity!




## 3-Thread Flatlock

Use this stitch as an accent on clothes, interior items and accessories.




## 3-Thread Rolled Hem

The fabric edge is rolled, then covered with thread.




## 3-Thread Narrow Overlock

The fabric edge is rolled, then sewn with very narrow overlocking.



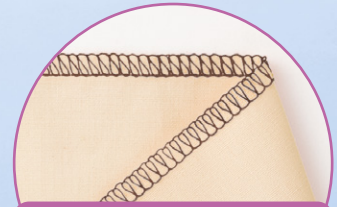
## Frill 3-Thread Rolled Hem With Diff. Feed

Uses 3-thread rolled hemming and the differential feed on stretch fabrics to create richly designed articles.




## 4-Thread Overlock

Uses 2 needles and 4 threads to securely sew together knitted fabrics.



## 3-Thread Overlock

This basic stitch of overlock machines prevents fabric from fraying.



## 2-Thread Overlock

Simply sew fabric edges with 2 threads to prevent fraying.


## Optional attachments

Blind Stitch Presser Foot



Part No. 40138091

Elasticator Presser Foot




Part No. 40138095

Cording Presser Foot



Part No. 40138099

Beading Presser Foot



Part No. 40138106

Piping Presser Foot



Part No. 40138103

Gathering Presser Foot



Part No. 40138121

# JUKI®

JUKI CENTRAL EUROPE Sp. z o.o. ul. Poleczki 21, 02-822 Warsaw, Poland

Tel.: +48 22 545 04 00 / Fax: +48 22 545 04 11

www.jukieurope.com / www.facebook.com/JukiSewlt / e-mail: juki@juki.pl