

HZL-27Z/HZL-29Z

JUKI®

Sweet and Cute Sewing Machines for You!



HZL-27Z




HZL-29Z

Automatic Needle Threader

Large and Easy-To-Use Stitch
Selection Dial and Reverse Feed Lever

Automatic Needle Threader



Simply lower the lever and turn it back and forth. This single action makes it easy to thread the needle.

Large and Easy-To-Use Stitch Selection Dial and Reverse Feed Lever



Stitch patterns can be selected by the large, easy to operate dial. The Reverse Feed Lever is also conveniently larger for simple operation.


White LED Light

Brightens the needle entry area. LED light will not heat up even during long operations.




4-Step Buttonholing

Buttonholes can be sewn neatly with 4 easy steps.




Easy Drop-in Bobbin

It is simple to prepare the bobbin thread and to clean the hook area. The remaining amount of bobbin thread is visible through the transparent cover.



7-Point Feed Dog

From light-weight material to denim. 2 extra Feed Dogs are located in front of the needle entry hole. With the 7-point feed dog the machine feeds any light weight to heavy weight materials consistently.




Free Arm

The accessory box slides off for free arm sewing. Standard accessory parts can be neatly stored in the box.




Easy Sewing Start

Push the black button at the presser foot and make it parallel to the throat plate. This makes it easy to start sewing multiple layers of fabric or overlapped materials.

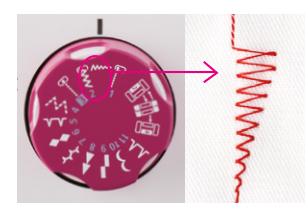


22 Stitch Patterns + Buttonhole



Changeable Needle Positions

Zigzag width can be adjusted by simply turning the Stitch Selection Dial. For straight stitches, either the left or center needle position can be selected.



JUKI®

JUKI CENTRAL EUROPE Sp. z o.o. ul. Poleczki 21, 02-822 Warsaw, Poland

Tel.: +48 22 545 04 00 / Fax: +48 22 545 04 11

www.jukieurope.com / www.facebook.com/JukiSewlt / e-mail: juki@juki.pl