

**JUKI**

# MF-3620 Series

4-needle, Feed-off-the-arm, Flatseamers, Top and Bottom Coverstitch Machine



**JUKI's** original  
design

The sewing machine promises  
a maximum sense of safety  
and comes with enormous  
ingenuity-filled functions.



MF-3620L201-B60B

4-needle, Feed-off-the-arm, Flatseamers, Top and Bottom Coverstitch Machine

# MF-3620 Series

4-needle, Feed-off-the-arm, Flatseamers,  
Top and Bottom Coverstitch Machine

# MF-3620 Series

## JUKI's original design 4-needle flat seamer has been launched.

The sewing machine is provided with various functions for easier use and an increased sense of safety to achieve beautifully finished seams with consistency. The sewing machine prevents oil leakage. As a result, stain removal work is no longer required to allow the sewing machine to maintain increased productivity.



■ Direct-drive type



A mounting base for the direct-drive type machine head is provided as standard with a hand pulley.



■ Belt-drive type

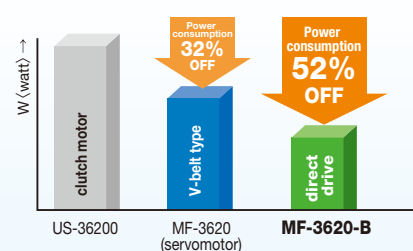
## A direct-drive type model has been added.

A servomotor is installed on the machine head for adopting the direct-drive mechanism. The power consumption has been reduced by approximately 52 % as compared with the conventional model.

Since the sewing machine provides superb responsiveness, the material can be controlled as desired when sewing a curve part.

In addition, the belt-drive type sewing machine (when a servomotor is used) has also had its power consumption reduced by 32 %.

Power consumption



\*When the sewing machine availability factor is 25%.

## Oil leakage is prevented.

### Flame

The frame is shielded and equipped with mechanisms for micro-quantity lubrication and JUKI's unique forced oil circulation. The thread take-up mechanism arranged on the outside of the arm prevents the entry of oil splashes and dust.

### Looper section

The MF-3620 is also configured with JUKI's unique oil-thrower mechanism to protect the looper section from oil infiltration. Excess oil is speedily reclaimed via the new oil groove.



# One-side trimming type

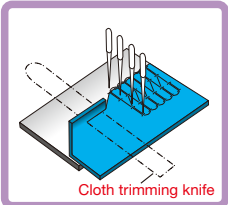
The sewing machine is applicable to a broad range of materials, from relatively light-weight materials such as underwear and boxer briefs, to heavy-weight materials such as men's briefs and sweat shirts (fleece).



## MF-3620 L100

Provided with one-side trim presser foot, edge guide and spreader.

Generally, the material is cut on its right side. However, it is possible to cut the material on its left edge by installing the edge guide on the left side of the sewing machine.



One-side trimming		Finished seam (with top covering)	
One-side trimming		Finished seam (with top covering)	

# Both-side trimming type

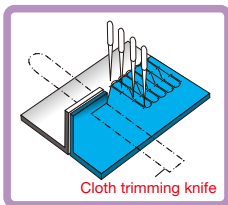
The sewing machine is applicable to light-weight materials, in particular, such as boxer briefs, ladies' shorts, underwear, sportswear, and swimsuit.




## MF-3620 L200

Provided with both-side trim presser foot, lap former

The sewing machine sews two plies of materials by cutting their edges with the cloth trimming knife by using the presser foot for a both-side cutting lap seam. Using this function, beautifully finished seams are produced with no material edges lying outside the seams. It is recommended that this function be used when joining the crotches of ladies' shorts and sewing the side seams of underwear.



Both-side trimming		Finished seam (with top covering)	
--------------------	--	-----------------------------------	--



## For swimsuit MF-3620 L201

Provided with both-side trim special presser foot, lap former

By the adoption of a special presser foot for both-side cutting lap seams, beautifully finished seams are produced without missing stitches or uneven material feed even when using elastic materials. Difficult-to-sew materials which have been difficult to sew with the sewing machine are now sewn with stronger seams by increasing the material-edge lapping amount.

Both-side trimming		Finished seam (with top covering)	
--------------------	--	-----------------------------------	--



## MF-3620 L210

Provided with 1.2mm stepped special gauge, both-side trim special presser foot and lap former

Since the machine has adopted a hinge gauge with a 1.2mm step, the machine is able to smoothly sew thick multi-layered parts of material, such as the crotches of men's briefs.

Both-side trimming		Finished seam (with top covering)	
--------------------	--	-----------------------------------	--




## MF-3620 L211

Provided with 1.0mm stepped special gauge, both-side trim special presser foot and lap former

By the adoption of a gauge which has a 1.0-mm step part, the taped section of boxer briefs and tank-tops can be sewn beautifully without stitch gathering or being stretched at the end of sewing. In addition, the increased material-edge lapping amount helps increase the strength of seams.

Both-side trimming		Finished seam (with top covering)	
--------------------	--	-----------------------------------	--

# Front-placket tape attaching type



## MF-3620 T300

Provided with a presser foot for one-side trimming and both-side trimming and a tape binder

Provided with a presser foot for one-side and both-side trimming (finished style is the butting finish). Since the machine is not intended for top covering, no spreader is required. This sewing machine is of the front-placket tape attaching type for men's briefs and thermal-insulating underwear. The folder is designed for a specified tape width of 3/4 inch (19 mm) and finished width of 3/8 inch (9.5 mm).

One-side trimming		Finished seam (without top covering)	
Both-side trimming			

# Multi-purpose one-side/both-side trimming type



## MF-3620 U300

Provided with one-side/both-side trim presser foot, edge guide and lap former

It is possible to select either one-side cutting or both-side cutting according to the products to be sewn. In the case of one-side cutting, the presser foot for the single-side cutting (butt seam in the case of both-side cutting) and the edge guide have to be used. In the case of both-side cutting, the presser foot for the both-side cutting and the lap former have to be used. The sewing machine is widely applicable such as to joining the crotches of men's briefs and ladies' shorts, and sewing the side seams of swimsuits, knit shirts and T-shirts.

One-side trimming		Finished seam (with top covering)	
Both-side trimming			

# JUKI's original design

JUKI's unique safety and elaborated features are incorporated in every section of the sewing machine.


## The sewing machine is provided as standard with a micro-lifter.

Elastic materials or delicate materials can be sewn with the presser foot slightly raised from the start to the end of sewing, thereby reducing material slippage and damage.



## Damage by the feed dog is reduced.

The presser foot of the flat seamer is a special one in which a cloth cutting mechanism is installed. This special presser foot has been originally designed by JUKI, making the most out of its technology. The presser foot ensures a smoother feed of the material and helps reduce the load applied to the material. (In addition, the service life of the cloth cutting knife is lengthened.)




## The overlapped amount of the materials is adjustable by means of a presser foot shoes. (L200 type)

For the both-side trimming type machine (L200), the finished overlapped amount of the materials may not be sufficient depending on the characteristics of the material. In such a case, the overlapped amount of the materials can be adjusted by means of the presser foot shoes supplied with the unit.



## Designed for upgraded safety and security

A safety cover has been provided to prevent injury by the bobbin thread cam section.



### JUKI ECO PRODUCTS

The MF-3620 Series is an eco-friendly product which complies with JUKI ECO PRODUCTS standards for protecting the environment.

#### Direct-drive Hand-pulley type

- This sewing machine reduces power consumption by 52% as compared with the conventional models.
- The sewing machine complies with the "Juki Group Green Procurement Guidelines" on the use of hazardous substances, which is stricter than other restrictions, such as those of the RoHS Directive.
- As compared with the conventional model, the MF-3620(Direct-drive type) reduces noise by 1.8dB and vibration by 1.3dB.

#### Belt-drive type

- This sewing machine reduces power consumption by 32% as compared with the conventional models.
- The sewing machine complies with the "Juki Group Green Procurement Guidelines" on the use of hazardous substances, which is stricter than other restrictions, such as those of the RoHS Directive.
- As compared with the conventional model, the MF-3620(Belt-drive type) reduces noise by 2.1dB and vibration by 0.5dB.

For details of JUKI ECO PRODUCTS, refer to : [http://www.juki.co.jp/eco\\_e/index.html](http://www.juki.co.jp/eco_e/index.html)


\* The RoHS Directive is an EU Directive limiting the use of 6 hazardous substances (lead, hexavalent chromium, mercury, cadmium, PBB and PBDE) in electrical and electronic equipment. The Juki Green Procurement Guideline is the voluntarily established criteria to eliminate not only the aforementioned six substances, but also other ones which also adversely affect the environment.





OPTION

●DD\_CLUTCH\_BASE (Asm.) : MT-05 (exclusively used for the belt-drive type machine)



The MT-05 (DD\_CLUTCH\_BASE asm) is required to install the belt-drive type sewing machine on the table.

★ At the placement of your order for the sewing machine, The MT-05 should also be ordered as well.

The DD CLUTCH base and two rubber cushions and mounting screws are supplied with the MT-05. The wooden auxiliary plate is not included in the MT-05. The MT-05 should be ordered as a product where necessary.

In addition, the wooden auxiliary plate (40074164) should be ordered together as a part.

●Pneumatic auto-lifter: 40074870




The presser foot can be lifted/lowered by depressing the back part of the pedal. This helps reduce operator fatigue, as lifting/lowering of the presser foot is frequently carried out during sewing work.

●Pneumatic chain-off thread cutter (chopper type): 40074871



The pneumatic chain-off thread cutter is designed to cut off chain-off thread with a single touch of the knee switch.

●Pneumatic suction unit: 40074872



The pneumatic suction unit sucks up cloth chips cut off by the knife. This helps keep a clean and comfortable work environment free from dust and debris.

★ To use the three optional pneumatic devices, the regulator asm. (40003560) and pneumatic coupling (bore diameter: Rc 1/4 (for both IN and OUT)) are required. Union Ø4 should be selected for the presser foot lifter and chain-off thread trimming device. Union Ø6 should be selected for the dust collector. In addition, the regulator pressure should be set at 5 Mpa.

SPECIFICATIONS

Model name	MF-3620-B (direct-drive type)	MF-3620 (belt-drive type)
Application	Light- to heavy weight (knit)	
Stitch type(USA)	4-needle, flatseamers, top and bottom coverstitch (607)	
Max. sewing speed	4,200sti/min*	
Stitch length	1.6~2.5mm (standard 2.1mm)	
Needle gauge	5.2mm, 6.0mm	
Needle bar stroke	30mm	
Needle	FL × 118GCS (#10S) #9S ~ #12S	
Retainer needle	FLG-8 #8	
Lift of the presser foot	6.5mm	
Differential feed ratio	1:0.7 ~ 1:1.5	
Differential feed adjustment	By lever	
Lubrication	Automatic (frame: minute-quantity lubrication)	
Lubricating oil	JUKI New Defrix Oil No.2 (equivalent to ISO VG32)	
Power requirement/ Power consumption	3-phase 200V/300VA	—
Weight of the machine head	25Kg	22.5Kg

\*sti/min" stands for "Stitches per Minute."

# ■ WHEN YOU PLACE ORDERS

Please note when placing orders, that the model name should be written as follows:

## Machine head

Tongue-shape of throat plate	Code
B type	<b>B</b>

Needle gauge	Code
5.2mm	<b>52</b>
6.0mm	<b>60</b>

Drive system	Code
Belt-drive type	
Direct-drive type*	<b>B</b>

\*The direct-drive type machine is supplied with a mounting base for the machine head with a hand pulley.

**MF3620** □ △ △ △ **B** △ △ □

Subclass			
Application	Cloth trimming knife	Specifications	Code
Lap seam	One-side trimming	<b>Standard model</b> : Provided with flat gauge, edge guide	<b>L100</b>
Lap seam	Both-side trimming	<b>Standard model</b> : Provided with flat gauge, lap former	<b>L200</b>
Lap seam	Both-side trimming	<b>For swimsuit</b> : Provided with special presser foot, lap former	<b>L201</b>
Lap seam	Both-side trimming	<b>For heavy weight materials</b> : Provided with 1.28mm stepped special gauge, lap former	<b>L210</b>
Lap seam	Both-side trimming	<b>For boxer briefs and tank-tops</b> : Provided with 1.0mm stepped special gauge, lap former	<b>L211</b>
Tape attaching	Common to one-side trimming and both-side trimming	<b>For front fly tape attaching of boxer briefs</b> : Provided with special presser foot, tape binder	<b>T300</b>
Multi-purpose	Common to one-side trimming and both-side trimming	<b>Multi-purpose model</b> : Provided with one-side/both-side trim presser foot, flat gauge	<b>U300</b>

## ● The direct-drive type machine

### Control box

**SC921B** □

Power supply	Code
Single-phase 100~120V	<b>S</b>
3-phase 200~240V	<b>D</b>
Single-phase 200~240V (for General Export)	<b>K</b>
Single-phase 200~240V (for CE)	<b>N</b>
Single-phase 200~240V (for China)	<b>U</b>

### Operation panel

**CP18B**

\*For the direct-drive type machine, it is necessary to purchase the control box SC-921B and the operation panel CP-18B. The functions of the operation panel CP-18B are Max. sewing speed control, the production support function (performed by foot pedal), the changes of parameters and ON/OFF of the auto-lifter(option).

● To order, please contact your nearest JUKI distributor.

**JUKI**  
JUKI CORPORATION  
SEWING MACHINERY BUSINESS UNIT

2-11-1, TSURUMAKI, TAMA-SHI,  
TOKYO 206-8551, JAPAN  
PHONE : (81) 42-357-2254  
FAX : (81) 42-357-2274  
<http://www.juki.com>

\* Specifications and appearance are subject to change without prior notice for improvement.  
\* Read the instruction manual before putting the machine into service to ensure safety.  
\* This catalogue prints with environment-friendly soyink on recycle paper.



**JUKI CORPORATION HEAD OFFICE**  
Juki Corporation operates an environmental management system to promote and conduct the following as the company engages in the research, development, design, sales, distribution, and maintenance of industrial sewing machines, household sewing machines, industrial robots, etc., and in the provision of sales and maintenance services for data entry systems:  
(1) The development of products and engineering processes that are safe to the environment  
(2) Green procurement and green purchasing  
(3) Energy conservation (reduction in carbon-dioxide emissions)  
(4) Resource saving (reduction of papers purchased, etc.)  
(5) Reduction and recycling of waste  
(6) Improvement of logistics efficiency (modal shift and improvement of packaging, packing, etc.)