



## **2025 GENERAL CATALOGUE**

# **Non-Apparel Sewing Machines**

# DIGITALLY

## Smart Solution

Digitalization of sewing machines redefines the traditional reliance on skilled operators in a sewing factory.

Digitalization of sewing technology allows for the improvement of quality, reproduction of optimum machine parameters, and optimize the time required for setup and maintenance of equipment.

## Line up



### LU-2800NV-7

Semi-Dry Direct-drive, Unison-feed, Lockstitch Sewing System with Automatic Thread Trimmer



### PLC-2700NV-7

Semi-Dry Direct-drive, Post-bed, Unison-feed, Lockstitch Sewing System with Vertical-axis Large Hook



### AMS-221F

Computer-controlled Cycle Machine with Input Function



### LK-1900BN

Computer-controlled, High-speed, Bartacking Sewing System



### LBH-1790AN

Computer-controlled, High-speed, Buttonholing Sewing System

## CONTENTS

JUKI Genuine Spare Parts	4
Company overview	6
<b>FLAT-BED SEWING MACHINES</b>	
DDL-8700L	9
DU-1181N	9
DNU-1541-7	10
DNU-1541	10
DU-1481-7	10
DNU-1541/X55245 (for thick thread)	11
LU-1509N	11
LU-1511N-7	12
LU-1561N	12
LU-1561N-7	12
LU-1565N (with organized split needle bar)	12
LU-2800NV-7 Series	13
LU-2810N-7	14
LU-2810A-7/X73178	14
LU-2810NESAL-7	14
LU-2818NAL-7	14
LU-2818NESAL-7	14
LU-2810NA-7/JEUX-0061	15
LU-2828A-7	15
LU-2828NESAL-7	15
LU-2860A	16
LU-2860A-6	16
LU-2860A-7	16
LU-2868AL-7	16
LU-2210N-7 (1.6 fold-capacity hook)	17
LU-2210W-7 (double-capacity, 2.0 fold hook)	17
LU-2212N-7	17
LU-2220N-7 (shorter thread remaining type)	17
LU-2260N-7 (1.6 fold-capacity hook)	18
LU-2260W-7 (double-capacity, 2.0 fold hook)	18
LZH-1290-7	18
LZH-1290	18
SADE Digital	19
LU Series Devices	20
<b>CYLINDER-BED SEWING MACHINES</b>	
LS-2328V-7	22
DSC-245U/X55200	23
DSC-245-70B-X55323-BB (automatic thread trimmer)	23
DSC-245U/X55278 (for binding)	23
LS-2342-7 (automatic thread trimmer)	23
LS-2342	23
<b>POST-BED SEWING MACHINES</b>	
PLC-2710NV-7 Series	25
PLC-2710-7	26
PLC-2710	26
PLC-2760-7	26
PLC-2760	26
PLC-2710S/70BB/X73211 (V-Belt Drive (Efka Motor)	26
PLC-2760L (thick-thread long-pitch type)	26
PLC-2765 (with organized split needle bars)	26
PLC-2710S-70BB/JEUX0028 (left facing post bed)	26
PLC-2760SCA/70BB/X73210 (V-Belt Drive (Efka Motor)	26
PLC 2760RDV8-HMC	27
<b>POST-BED SEWING MACHINES</b>	28
<b>LONG ARM SEWING MACHINES</b>	
LU-2800N Series/JEUX0031	30
LU-2800V Series/JEUX0031	30
PLC-2700V Series/JEUX0031	30

LU-2216N-7 (1-needle)	31
LU-2266N-7 (2-needle)	31
LG-158-1U (1-needle)	31
LG-158U (2-needle)	31
TSC-461U	32
TNU-243U (unison-feed)	32
TSC-441U (unison-feed)	32
<b>BARTACKING / SHAPE-TACKING MACHINES</b>	
LK-1900BNWS	34
<b>COMPUTER-CONTROLLED CYCLE MACHINES</b>	
AMS-224EN-4530 (X: 450 mm × Y: 300 mm)	36
AMS-224EN-6030 (X: 600 mm × Y: 300 mm)	36
AMS-210EN1510-X90015	36
AMS-210EN1510-X90015ECO	36
AMS-210EN-HL1306/7300 (X: 130 × Y: 60 mm)	37
AMS-224EN-HS6030/X7910 (X: 600 mm × Y: 300 mm)	37
AMS-221EN-HL2516/X7910 (X: 250 mm × Y: 160 mm)	37
AMS-221EN-TS3020 (X: 130 × Y: 60 mm)	38
AMS-221EN/JEUX-0043	38
AMS-221EN/X7910/JEUX-0043 (perfect stitch type)	38
AMS-224EN/JEUX-0043	38
AMS-224EN/X7910/JEUX-0043 (perfect stitch type)	38
AMS-224EN4530R/AW-3	39
AMS-224EN4530R	39
AMS-251 (1-needle)	39
AMS-252 (2-needle)	39
AMS-210EN-1306 (X: 130 mm × Y: 60 mm)	41
AMS-210EN-1510 (X: 150 mm × Y: 100 mm)	41
AMS-210EN-2210 (X: 220 mm × Y: 100 mm)	41
AMS-221EN-2516 (X: 250 mm × Y: 160 mm)	41
AMS-221EN-3020 (X: 300 mm × Y: 200 mm)	41
AMS-221EN-HS3020/7200 (X: 246 mm × Y: 200 mm)	41
Optional Accessories for AMS-221 Series	42
AMS-210EN-HL1306SZ-X7020	43
AMS-210EN-HL1510SZ-X7020	43
AMS-210EN-HL2210SZ-X7020	43
PLK-J Series	44
PLK-J2516-YU	46
PLK-J2516R-YU	46
PLK-J3020R-SE	46
PLK-J4040	47
PLK-J4040R	47
PLK-J4040R3	47
PLK-J6040	47
PLK-J6040R	47
PLK-J6040R3	47
PLK-J10050	48
PLK-J10050R	48
PLK-J10050R3	48
PLK-J12060	48
PLK-J12060R	48
PLK-J12060R3	48
PLK-J4040RH	49
PLK-J10050RH	49
PLK-G2008H	49
AW-3S	50
<b>OTHERS</b>	
MO-6900G Series	52
MO-6900J Series	52
LBH-1790A Series	53
SC-922/M51N	54
SC920/M92	54
AB-1360	55
AB-1360/CR-10A	55
<b>SOFTWARE</b>	
PM-1	57
PM-3	57
JaNets	58

JUKI Genuine Spare Parts

Juki Genuine spare parts are made to the highest possible standard and are created with only the best raw materials. The shape, dimension, finishing and materials of all Juki genuine parts are rigorously tested to ensure end users have a product that will be reliable and durable even under heavy use. Each genuine spare part is created based on the specification and accumulated experience of Juki technical staff who work to create the machine the part will be used for in the first place.

The proper material for each part is specially selected and tested before being standardized; this means a genuine part maintains the exact quality and accuracy no matter the piece. Juki genuine parts are also inspected and compared against the pre define specification outlined to ensure the best possible performance.



The effects of using counterfeit parts in a Juki machine include: poor sewing, decreased productivity, increased costs, reliability of factory output questioned and loss of Juki guaranty and warranty. Non-genuine parts are not put through the same conditioning and testing resulting in a subpar material that will result in poor sewing.

A difference in the parts shape and finishing can drastically affect the machines operation and result in skip stitches among many other issues. One of the biggest consequences of using none genuine spare parts is a decrease in productivity. These counterfeit parts will cause more machine problems depending on the specific part in question e.g. skip stitches, slower feeding of the material and inconsistent stitches.



As a result, any investment saved on the individual part will be counter-acted by the loss of money from the fall in productivity as well as wasted time and material. Also more machine down time due to problems caused by none genuine parts will result in an increased cost for any factory. Costlier than the wasted time and material mentioned above is the effect poor production can have on a factories reputation.



Juki Genuine spare parts are tested against rigorous standards to ensure the shape, size and materials used meet exact specification

Incorrect shape can result in poor sewing and thread breakage

FACTORY A USES JUKI GENUINE HOOKS

JUKI HOOK COSTS €40

That's a saving of €35.... or is it?

FACTORY B USES GENERIC HOOKS

GENERITC HOOK COSTS €5

A Juki hook has a durability of 12 months and a generic hooks only lasts 6

If both factories have 30 Juki sewing machines it means that factory B is still saving €900 a year

€1200/Y

€300/Y

X 30

If it takes 57.6 seconds to make one t-shirt that is 500 a day

57,6s.

500

If thread breakage increases to an average of 1 time per 10 minutes over a full day then processing time per unit is now 58.753 seconds

58,752s. 490

BUT THERE IS MORE.....

1€

0,95€

If after a time of producing lower quality products factory may only get a reduce price for its t-shirts

If one t-shirt is sold €1 then factory B is losing €10 per day or €2800 a year

8H 280D

1.00€  
500.00€  
140,000.00€

8H 280D

0.95€  
465.50€  
130,340.00€

The real cost over a year of using generic spare parts is 8,760€

Please scan here to see a video





Juki Central Europe (JCE), a subsidiary of Juki Corporation, was established in 2005 as the official body coordinating sales and logistics across twenty European countries as well as Russia, North Africa and Turkey. From the company offices in Warsaw, Poland; sales, marketing, logistics and technical support services are coordinated for the entire extended European market-place. The company's strengths are leveraged through an extensive distributor network that has been established over the years, offering the shared knowledge and expertise of industry leading experts in the sewing sector.

Juki Central Europe Sp. z o. o. is supplying to the large European sales territory from its office in Warsaw, Poland supported by the Representative Offices in Russia (Moscow), Turkey (Istanbul) and Juki Italia S.p.A. (Italy). Since the 1st of July 2022 did we enlarge our organization with our JCE French Branch Office in France (Paris) in order to expand our Juki business.

Juki offers an extensive line of industrial sewing machines for the apparel industry – ranging from Lockstitch, Overlock and Coverstitch machines, to electric bar tackers and automated sewing systems.

In the non-apparel industry, the growth of customer needs for non-apparel applications stimulated us to increase our strength by having the former Industrial Sewing Machines of Mitsubishi, joining our forces, which gives more possibilities to increase the wider range of non-apparel machines for the variety of needs.

Software solutions such as **JaNets (Juki Advanced Network Systems)** is the next frontier of sewing innovation and aims to bring your production into the future with interlinked machines and data to make analytical decisions.


As well as our extensive range of high quality industrial sewing machines **Juki** produce machines for the semi-professional and home-use market with our home sewers and surgeons establishing themselves as some of the most popular and reliable in the market.

We are very proud of our historically strong distribution network across Europe and throughout the rest of the world. From **Juki Central Europe's offices in Warsaw** and through our representative offices we are able to serve the entire extended European market and North Africa. Through our carefully selected distributors we

are able to combine knowledge and specific geographical market experience to ensure the best sewing solutions are available to customers. Leveraging both our own expertise as well as that of our distributors we are able to provide insights and assistance that can improve end users productivity and quality.

Here in **Juki Central Europe** we constantly have one eye on the future and are looking to improve not only our own business but that of our customers and anyone who uses a **Juki** sewing machine. Our products are developed and manufactured with a consumer viewpoint in-mind at all times and it is our goal to build strong, lasting customer relationships. We will continue to provide products and services by taking our customers' needs and desires into account, by treating our customers as partners, through which we will create value together.

**Juki** was founded in 1938 when nearly 900 independent machinery manufacturers came together to form the "TOKYO JUKI MANUFACTURERS ASSOCIATION." It wasn't until 1943 that this association was reorganized into a joint stock corporation. In this time Juki focused on other production types but in 1947 we produced our first sewing machine for the household market. This was followed by the first Juki industrial sewing machine in 1953 and decades of industry dominance thereafter. Juki has been at the forefront of sewing machine innovation over its lifetime with many of our advancements being adopted industry wide. To name just a few of our more famous improvements: the single-axis rotational thread take-up (1957), automatic Thread Trimmer (1969), pick-and-placer (1987), automatic bobbin thread feeder (1997), multifunctional machine digitalization (2015). This is just one milestone for Juki and we look forward to continuing our journey far into the future.



About Juki

The Juki supplies more than 170 nations with sewing equipment and related products and with established logistic networks we have the ability to supply the world with the best quality products. The Juki Corporation headquarters is located in Tokyo, Japan, with subsidiaries worldwide assisting in its sales, logistics and technical functions.

Juki's slogan: "Smart Solutions" reflects the global philosophy of providing customers with the highest quality solutions and services according to their specific needs. Juki has committed itself to creating products from the customers viewpoint with the conviction that we can learn from each other to create value together.

Why Juki

**The Juki brand is synonymous with quality and every machine produced under this name will be able to perform time and time again.** Juki correctly evokes the perception of quality made Japanese machinery and we strive to create new values through "Monodzukuri" (the art of product-making). Everything from the machine heads to the individual parts is made to our best ability and to the highest quality.

Consideration for the environment is an essential factor in the design and development of Juki industrial sewing machines. As such, sewing machines are designed to reduce noise, save energy and help prevent environmental pollution. To ensure we can carry these activities out to the best of our ability Juki has defined an Environmental Philosophy as well as an Environmental Action Plan.

The Juki Sewing Institute is a division of Juki Corporation that provides custom support for factories and end users. They provide services such as seminars, consulting, and information service with consideration given to customer's productivity, technology as well as safety.





FLAT-BED SEWING MACHINES

FLAT-BED SEWING MACHINES

DDL-8700L

1-needle, Lockstitch Machine with Long Stitch Length, for Leather Sewing

This machine is able to sew at a pitch as long as 7 mm for both normal and reverse feed directions. With the adoption of a feed mechanism and thread take-up lever, the machine achieves increased efficiency of feed and well-tensed stitches. It is a basic lockstitch machine suited for sewing leather or heavy materials such as bags, pouches and purses.

Model name	DDL-8700L	
Max. sewing speed	4,000 sti/min	
Max. stitch length	7 mm	
Presser foot	By knee: 13 mm	
Hook type	Horizontal	
Needle	DBx1 Nm100-Nm150 (DPx5 Nm100-Nm110)	
Thread	Nm18-Nm60	



DDL-8700L



DU-1181N

1-needle, Top and Bottom-feed, Lockstitch Machine with Double-capacity Hook

With its strong top and bottom feed mechanism, the machine ensures the smooth feeding of hard-to-feed materials or multi-layered sections of materials to achieve consistent seam quality that is free from irregular stitch pitches. The automatic lubricating mechanism dramatically improves maintainability of the machine.

Model name	DU-1181N-7/X73096*	DU-1181N
Max. sewing speed	2,000 sti/min	
Max. stitch length	9 mm	6 mm
Presser foot	By knee: 15 mm	
Alternating vertical movement	2~5 mm	
Thread Trimmer	Yes / No	No
Hook type	Horizontal	
Needle	DPx17 Nm90-Nm150	
Thread	Nm30-Nm90	

\*DU-1181N-7/X73096 is available on a custom order. Contact JUKI for how to place an order.



DU-1181N



FLAT-BED SEWING MACHINES

DNU-1541-7DNU-1541

1-needle, Unison-feed, Lockstitch Machine with Double-capacity Hook

With its larger needle bar stroke, higher presser foot lift, and newly adopted double-tension mechanism, the machine offers excellent sewing capabilities and responsiveness. The machine's rectangular feeding motion promises the consistent feeding of materials of all thicknesses without stitch gathering.

Model name	DNU-1541-7	DNU-1541
Max. sewing speed	3,000 sti/min	2,500 sti/min
Max. stitch length	9 mm	
Presser foot	By knee: 16 mm	
Alternating vertical movement	1~6.5 mm	2.5~6.5 mm
Thread Trimmer	Yes	No
Hook type	Horizontal	
Needle	135x17 Nm125-Nm180 standard Nm160	
Thread	Nm18-Nm60	



DNU-1541-7



DU-1481-7

Direct-drive, 1-needle, Top and Bottom-feed, Lockstitch Machine with Double-capacity Hook with Automatic Thread Trimmer

The thread trimmer achieves consistent thread trimming regardless of thickness of the thread, i.e., from thin to thick thread. The machine has adopted the rotary thread trimming mechanism which matches, in particular, design stitch with thick thread for furniture and bags. The automatic thread trimmer improves workability and increases productivity. When compared with the sewing machine without a thread trimmer, the DU-1481-7 substantially decreases the consumption of thread. The knife pressure can be adjusted with the adjusting screw. Standard equipped with LED light to illuminate the hand of the needle.

Model name	DU-1481-7
Max. sewing speed	2,200 sti/min
Stitch length	9 mm (forward/backward)
Lift of the presser foot	By hand; 7mm, By knee: 16 mm
Alternating vertical movement	2-5.5 mm
Distance from the needle to machine arm	335 mm x 150 mm
Weight of the machine head	37 kg
Hook type	Horizontal
Needle	DPx17 Nm110-Nm180 standard Nm150
Thread	Nm30-Nm90



DU-1481-7

DNU-1541/X55245

(for thick thread)  
1-needle, Unison-feed, Lockstitch Machine with Double-capacity Hook

DNU-1541/X55245 is able to sew a broad range of materials from genuine leather materials to lining materials. Excellent seam tightness on genuine leather and far less puckering on lining.

Model name	DNU-1541/X55245
Max.sewing speed	2,000 sti/min
Max.stitch length	9 mm
Needle bar stroke	38 mm
Hook type	Horizontal
Needle	135x17 Nm125-Nm180 standard Nm160
Thread	Nm8-Nm40



DNU-1541/X55245

LU-1509N

1-needle, Unison-feed, Lockstitch Machine with Vertical-axis Large Hook

The maximum stitch length is 10 mm. The complete rectangular feed locus enables accurate feed of extra heavy materials while preventing stitch gathering. With its sufficient needle bar stroke of 38 mm and long 190R needle, the machine supports the sewing of extra heavy materials. The machine comes with an extra large steel handwheel with a diameter as large as cp175.

Model name	LU-1509NS	LU-1509NH
Application	Heavy-weight	Extra heavy-weight
Max. sewing speed	2,500 sti/min	2,000 sti/min
Max. stitch length	9 mm	10 mm
Presser foot	By knee: 16 mm	
Alternating vertical movement	2.5~6.5 mm	
Hook type	Vertical	
Needle	135x17 Nm125-Nm180 standard Nm160	190R Nm125-Nm180 standard Nm160
Thread	Nm20-Nm60	Nm10-Nm30



LU-1509N

LU-1511N-7

1-needle, Unison-feed, Lockstitch Machine with Vertical-axis Large Hook

This one-needle machine with a Thread Trimmer utilizes a basic performance which matches best to the sewing of medium to heavy materials. The machine's rectangular feeding motion promises the consistent feeding of materials of all thicknesses without stitch gathering.

Model name	LU-1511N-7
Max. sewing speed	3,000 sti/min
Max. stitch length	9 mm
Presser foot	Auto: 16 mm
Alternating vertical movement	1~6.5 mm
Thread Trimmer	Yes
Hook type	Vertical
Needle	135x17 Nm125-Nm180 standard Nm160
Thread	Nm18-Nm60



LU-1511N-7

LU-1561N

LU-1561N-7

LU-1565N

(with organized split needle bar)

2-needle, Unison-feed, Lockstitch Machine with Vertical-axis Large Hooks

The two-needle machine with a Thread Trimmer offers basic performance that is ideally suited to sewing heavy materials. The machine utilizes a new mechanism that does not change the ratio of the alternate vertical movement of the walking foot and presser foot, even when the material thickness changes. The mechanism helps prevent slippage between the upper and lower materials even when a heavy material is used. Standard stock: LU1561ND/X55320 (no-gauge).


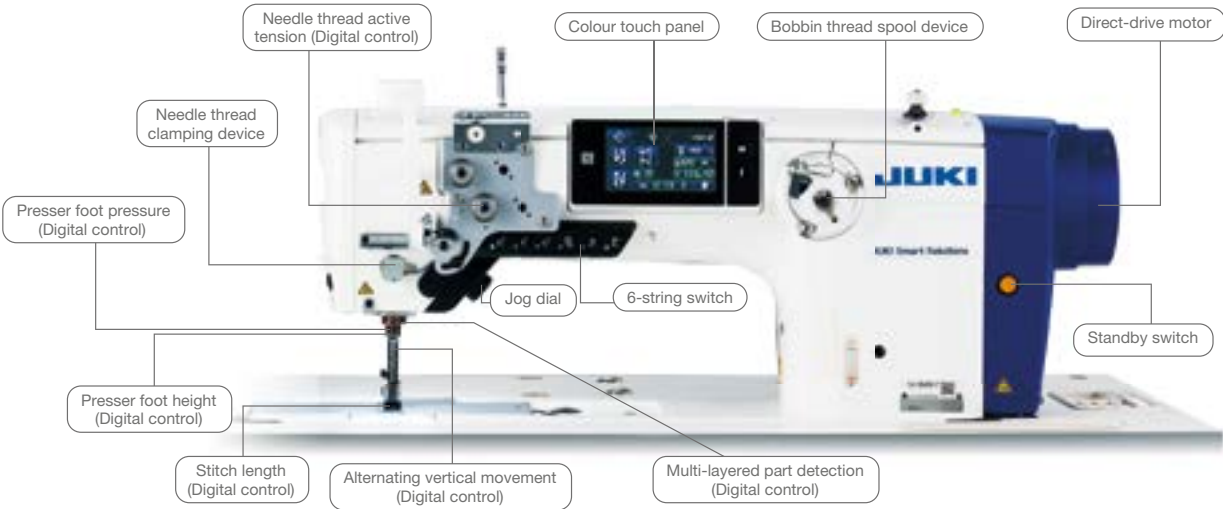


LU-1561N-7

Model name	LU-1561N	LU-1561N-7	LU-1565N
Max. sewing speed	2,500 sti/min		2,000 sti/min
Max. stitch length	9 mm		
Presser foot	By knee: 16 mm	Auto: 16 mm	By knee: 13 mm
Alternating vertical movement	2.5~6.5 mm	1~6.5 mm	2.5~6.5 mm
Thread Trimmer	No	Yes	No
Hook type	Vertical		
Needle	135x17 Nm125-Nm180 standard Nm160		
Needle gauge	4mm-30mm		4,8mm(3/16")-12,7mm(1/2")
Thread	Nm18-Nm60		

LU-2800NV-7 Series

Semi-dry Direct-drive, Unison-feed, Lockstitch Sewing System with automatic Thread Trimmer



1: Needle thread tension active tension  
2: Needle thread clamping device

Needle tension is digitally controlled

Needle thread tension which matches sewing conditions given can be set on the operation panel and stored in memory. The needle thread tension adjustment needs experience. However, for this sewing machine, thread tension data stored in memory is reproducible, thereby reducing the setup time when the product to be sewn is changed. Example: Needle-thread active tension demonstrates its effectiveness in the topstitching process.



Improvement of operability by means of the jog dial

The operator is able to turn the main shaft (for moving the needle bar up and down) only with the jog dial without stretching his/her arm to the handwheel. When the jog dial is pushed, it can be used as 1/2 needle-stitch correction switch (one touch function).



Adjustment of sewing condition is displayed on one screen

Sewing conditions can be set easy since sewing conditions such as thread tension, stitch length, presser foot pressure, alternate vertical movement amount, etc. are displayed on one screen.



Sewing conditions can be changed to the best-suited ones only with the one-touch changeover switch

1-3: One-touch changeover function  
4: Automatic reverse feed stitching changeover switch  
5: Needle-entry alignment  
6: Thread clamp switch

Model name	LU-2828NV-7	LU-2860NV-7	LU-2810NV-7
Type	1-needle, Unison-feed, Lockstitch Sewing System (Shorter – thread remaining type)	2-needle, Unison-feed, Lockstitch Sewing System	1-needle Lockstitch Sewing System with Automatic Thread Trimmer
Max. sewing speed	3,500 sti/min		3,000 sti/min
Max. stitch length	9,0 mm	12,0 mm	9,0 mm
Presser foot	20 mm		
Alternating vertical movement (DL)	9.0 mm		
Needle thread tension	0~200		Single/Double-tension
Presser foot pressure	0~200		
Machine head weight	66 Kg	68 Kg	61 kg
Hook type	Vertical		
Needle	134x35 Nm125-Nm180 standard Nm140		
Needle gauge	–	6mm-12mm	–
Thread	Nm20-Nm60		
Bobbin diameter	32 mm	28 mm	



FLAT-BED SEWING MACHINES

LU-2810N-7

Thread Trimming, 2.0 Fold-capacity Hook, 2-Pitch Dial

LU-2810A-7/X73178

Direct drive, Thread Trimming, 2.7 fold-capacity hook

LU-2810NESAL-7

Direct-drive, Thread Trimming, Vertical-axis 2.0 Fold-capacity Hook (long-pitch type)

LU-2818NAL-7

Direct-drive, Thread Trimming, 2.7 Fold-capacity Hook, 2-Pitch Dial

LU-2818NESAL-7

Direct-drive, Thread Trimming, 2.7 Fold-capacity Hook

High and long arm has been adopted. The machine is suited to the sewing of car seats, sofas and bags. It is a sewing machine provided with dramatically improved workability and functions which are required for sewing large products and extra heavy-weight materials

**LU-2810A-7/X73178**  
The machine is suited to sew car seats, sofas and bags, provided with dramatically improved workability and functions required for sewing large products and extra heavy-weight materials.

**LU-2818AL-7**  
LU-2818AL-7 is suited for sewing of upholstery and other materials requires long distance seam thanks to being equipped with longer stitch length and 2.7 fold capacity hook

**LU-2810ESAL-7**  
Increased maximum sewing speed of 3,800 sti/min\* (LU-2810ES-AL-7, 2.0 fold-capacity hook) and 3,500 sti/min\* (LU-2818ESAL-7, 2.7-fold-capacity hook) has been achieved.



LU-2810ESAL-7




Please scan here to see a video

Model name	LU-2810N-7	LU-2810NA-7/X73178	LU-2818NAL-7	LU-2810NESAL-7	LU-2818NESAL-7
Max. sewing speed	3,000 sti/min			3,800 sti/min	3,500 sti/min
Max. stitch length	9 mm		12 mm		
Presser foot	Auto: 20 mm, By hand: 10 mm				
Alternating vertical movement	1~9 mm				
Thread Trimmer	Yes				
Stitch Length Dial	2-pitch dial	1-pitch dial	2-pitch dial		
Motor	Direct drive				
Hook Type	Vertical				
Needle	135x17 Nm125-Nm180 standard Nm160				
Thread	Nm20-Nm60				
Bobbin diameter	28 mm	32 mm		28 mm	32 mm

LU-2810NA-7/JEUX-0061

Semi-dry head, Direct Drive, Unison Feed, Lockstitch Machine with Automatic Thread Trimmer with Fabric Edge Trimmer

This model has a Thread Trimming mechanism equipped with its own drive motor that is easily adjustable for better control over the speed. It allows for stepped cutting from the first stitch onwards and stepped cutting over narrow angles.



Please scan here to see a video

LU-2828A-7


Direct-drive, Thread Trimming, 2.7 Fold-Capacity Hook, 2-pitch Dial, Short Remaining Thread Type

LU-2828NESAL-7

Direct-drive, High-speed, Thread Trimming, 2.7 Fold-capacity Hook, Short Remaining Thread Type



The thread trimming mechanism has been completely renewed. The industry's shortest remaining thread length achieved by trimming the thread close to the fixed knife at the last stitch (condensed stitch).The length of remaining needle thread is 5mm.



LU-2828-7

Model name	LU-2828A-7
Max. sewing speed	3,000 sti/min
Max. stitch length	9 mm
Presser foot	Auto: 20 mm, By hand: 10 mm
Alternating vertical movement	1~9 mm
Motor	Direct Drive
Thread Trimmer	Yes (Short-Tail Trimmer)
Stitch Length Dial	2-pitch dial
Hook type	Vertical
Needle	135x17 Nm125-Nm180 standard Nm160
Thread	Nm20-Nm60
Bobbin diameter	32 mm

\*LU-2828-7 makes condensed stitch resulting in a shorter remaining thread



FLAT-BED SEWING MACHINES

LU-2860A



2.0 Fold-capacity Hook

LU-2860A-7



Direct Drive, Thread Trimming, 2.0 Fold-capacity Hook, 2-pitch Dial

LU-2860A-6



Thread Trimming, 2.0 Fold-capacity Hook, 2-pitch Dial

LU-2868AL-7



Direct Drive, Thread Trimming, 2.7 Fold-capacity Hook, 2-pitch Dial, Long-pitch Type



LU-2860-6

High and long arm has been adopted. The machine is suited to the sewing of car seats, sofas and bags. It is a sewing machine provided with dramatically improved workability and functions which are required for sewing large products and extra heavy-weight materials.

Model name	LU-2860A	LU-2860A-6	LU-2860A-7	LU-2868AL-7
Max. sewing speed	2,700 sti/min			
Max. stitch length	9 mm			12 mm
Presser foot	Auto: 20 mm, By hand: 10 mm			
Alternating vertical movement	1~9 mm			
Thread Trimmer	No	Yes		
Stitch Length Dial	1-pitch dial	2-pitch dial		
Motor	Conventional		Direct Drive	
Standard Stock Model	LU2860ADS/X73206 (no-gauge)	LU2860ADS6/X73206 (no-gauge)	LU2860AD70BBS/X73207 (no-gauge)	LU2868ALD70BBS/X73208 (no-gauge)
Hook Type	Vertical			
Needle	135×17 Nm125~Nm180 standard Nm160			
Needle gauge	3mm-36mm			6mm-12mm
Thread	Nm20-Nm60			
Bobbin diameter	28 mm			32 mm

LU-2210N-7 LU-2210W-7

(1.6 fold-capacity hook) (double-capacity, 2.0 fold hook)

High-speed, 1-needle, Unison-feed, Lockstitch Machine with Vertical-axis Large Hook

Thanks to its remarkable feed efficiency and improved feed cam unit, the machine smoothly feeds materials at high speeds while preventing stitch gathering. The machine is also equipped with a new box-type feed locus that enables the production of beautifully finished seams free from material flopping.

Model name	LU-2210N-7	LU-2210W-7
Max. sewing speed	3,500 sti/min	
Max. stitch length	9 mm	
Presser foot	Auto: 16 mm	
Alternating vertical movement	1~6.5 mm	
Thread Trimmer	Yes	
Hook type	Vertical	
Needle	134x35 Nm110-Nm160 standard Nm140	
Thread	Nm13-Nm60	



LU-2210N-7

LU-2212N-7 LU-2220N-7

(shorter thread remaining type)

High-speed, 1-needle, Unison-feed, Lockstitch, Machine with Vertical-axis Large Hook (2-pitch dial type)

Two different stitch lengths can be set depending on the application. The machine is suited to the sewing of leather and heavy materials such as car seats and sofas

**LU-2220N-7**  
This is a high-performance machine which contributes to both increased productivity and improved quality for sewing car seats. Scissors need to be use far less, thereby helping prevent the material from being damaged.

Model name	LU-2212N-7	LU-2220N-7
Max. sewing speed	3,500 sti/min	
Max. stitch length	9 mm	
Presser foot	Auto: 16 mm	
Alternating vertical movement	1~6.5 mm	
Thread Trimmer	Yes	
Hook type	Vertical	
Needle	134x35 Nm110-Nm160 standard Nm140	
Thread	Nm13-Nm60	



LU-2210N-7

FLAT-BED SEWING MACHINES

LU-2260N-7

LU-2260W-7

(1.6 fold-capacity hook)

(double-capacity, 2.0 fold hook)

High-speed, 1-needle, Unison-feed, Lockstitch Machine with Vertical-axis Large Hook

The vertical strokes of the presser foot and walking foot (their alternating vertical movement) can be easily changed using a large dial mounted on the top surface of the machine head. In addition, the sewing speed is automatically adjusted with the set value. With this feature, ideal sewing conditions are maintained at all times.

Model name	LU-2260N-7	LU-2260W-7
Max. sewing speed	3,500 sti/min	
Max. stitch length	6 mm	
Presser foot	Auto: 16 mm	
Alternating vertical movement	1~6.5 mm	
Thread Trimmer	Yes	
Hook type	Vertical	
Needle	134x35 Nm110-Nm160 standard Nm140	
Needle gauge	4mm-36mm	
Thread	Nm13-Nm60	



LU-2260N-7

LZH-1290-7

LZH-1290

1-needle, Lockstitch, Zigzag Stitching Machine with Large Hook

The machine tenses thread uniformly over the zigzag stroke to produce beautifully finished stitches at a high speed. With its extended zigzag with, higher presser foot lift, and newly introduced horizontal-axis double-capacity hook, the machine upgrades the functions required for the sewing of heavy materials.

Model name	LZH-1290-7	LZH-1290
Max. sewing speed	2,000 sti/min	
Max. stitch length	6 mm	
Presser foot	By knee: 11 mm	By knee: 14 mm
Zigzag width	Max. 8 mm (adjustable to 10 mm)	
Thread Trimmer	Yes	No
Hook type	Horizontal	
Needle	SY1906 Nm90-Nm110 standard Nm100	
Thread	Nm30-Nm120	



LU-1290-7

SADE DIGITAL

JUKI'S New Sewing Station for the Sewing of High Quality and Reliable Safety Seams Through Monitoring and Documentation of Given Sewing Parameters and Sewing Processes

With the new digital LU-2800V-7 head incorporated in the existing SADE framework you are now able to capture track and monitor even more machine parameters vital in the safety seam process. The LU-2800V-7 head allows for all sewing parameters to be set digitally and limit the ranges set ensuring even more through documentation than what is possible on the standard LU head. This version of the SADE is for a control over the production precess. The SADE Digital is available with a 2.7 fold-capacity hook with unison feed machine or the LU-2810V-7 standard trimming type with a 2.0 fold-capacity hook.



SADE DIGITAL



### Bobbin Thread Remaining Detector

The buzzer sounds and the green lamp lights up when the amount of thread remaining on the bobbin reaches a predetermined length. It is also possible to stop the sewing machine at this point. With this function, the operator is allowed to concentrate on sewing work without caring about the amount of thread remaining on the bobbin.

### Digital Tension

Thread tension can be numerically controlled. Since the thread tension cannot be changed without a control box, a change in thread tension by the operator for personal preference is prevented.



### Skip Stitch Detector

Stitch skipping is detected during sewing. This helps lighten the operator's inspection work load and also prevents defective products from being shipped. In the case where a skipped stitch is detected, the buzzer sounds, the red lamp lights up and the sewing machine stops. With this function, the operator is allowed to concentrate on sewing work without worrying about skipped stitching.

### Control Box

Sixteen different thread tension values can be set for a single sewing machine unit. In addition, one control box is able to manage thread tensions for 250 sewing machine units at the maximum.



### Cover Sensor Unit

The cover sensor unit detecting (1), (2) and (3) (shown below) are closed tightly during sewing, thereby preventing the sewing machine from starting up unexpectedly. (1), (2) and (3) can be used discretely.

#### 1) Eye guard with an open/close sensor



The eye guard prevents a broken needle from flying off. If the eye guard is open, the sewing machine cannot be started. As a result, the sewing machine will not start up unexpectedly even if the operator forgets to turn the power off.

#### 2) Bed slide with an open/close sensor




The sewing machine will not start if the throat plate is open. This prevents the material from being caught in the hook during sewing.

#### 3) Handwheel cover with an open/close sensor



The handwheel cover prevents the sewing machine from starting up unexpectedly while the operator is turning the handwheel by hand. In addition, the cover also prevents the thread and material from being entangled in the handwheel during sewing.



CYLINDER-BED SEWING MACHINES

LS-2328V-7

Semi-Dry Direct-drive, Cylinder-bed, 1-needle, Unisonfeed, Lockstitch Sewing System with Vertical-axis Hook

This model is the worlds first digital cylinder bed machine. With the operational benefits of easy parameter adjustments, NFC communication and sewing profiles this is the industries leading solution for its segment. The wide cylinder bed allow for improved workability.



Digital Functions

Data on sewing machine adjustments made according to the product to be sewn can be transferred to an Android tablet via NFC. This enables quick check for uniform settings as well as confirmation of conditions of sewing machines in a sewing line, thereby facilitating setup changes. The operation panel is also provided as standard with a USB port. Data management and software update can be carried out with ease using a USB thumb drive.

Sewing conditions can be set easy since sewing conditions such as thread tension, stitch length, presser foot pressure, alternate vertical movement amount, etc. are displayed on one screen.

The sewing machine can be paired with equipment which supports NFC (Near Field Communication) only by holding the equipment over the sewing machine.

Multi-Functional Switch

The LS-2328V-7 comes as standard with a 6 position programable switch. 3 buttons can be programed how you need allowing for the best settings needed for your production. The final buttons are programed to assist with easy operation in mind. Automatic reverse feeding can be triggered by the 4th button. Needle entry alignment is on the 5th position, vital leather sewing. The final button activates the thread clamp again. The easy access to these functions during sewing allows for increased productivity and higher quality seams vital in leather or heavy weighted fabric sewing e.g.

Model name	LS-2328V-7
Max. sewing speed	3,500 sti/min
Max. stitch length	9 mm
Presser foot	20 mm
Alternating vertical movment (DL)	9 mm
Needle thread tension	0~200
Presser foot pressure	0~200
Hook type	Vertical
Needle	134x35 Nm125-Nm180 standard Nm140
Thread	Nm18-Nm60



LS-2328V-7



- ① to ③: One-touch changeover function
- ④: Automatic reverse feed stitching changeover switch
- ⑤: Needle-entry alignment switch
- ⑥: Thread clamp switch

DSC-245U/X55200

DSC-245-70B-X55323-BB

(automatic thread trimmer)

Cylinder-bed, 1-needle, Unison-feed, Lockstitch Machine

The machine provides good tightness of seams even with lower thread tension, and reduces the variances of stitch length at high and low speed. Thanks to a slide take-up lever, the responsiveness to thick threads has been further improved, and the ratio of alternating vertical movement remains unchanged even with the changes of material thickness.

DSC-245U/X55278

(for binding)



DSC-245-70B-X55323-BB

Model name	DSC-245U/X55200	DSC-245U/X55278	DSC-245-70B-X55323-BB
Max. sewing speed	2,200 sti/min		
Max. stitch length	6 mm (normal/reverse feed)		
Lift of the presser foot	By hand: 9 mm, By knee: 16 mm (max.)		By hand: 9 mm
Alternating vertical movement	2.5~6.5 mm		
Hook type	Horizontal		
Needle	135×17		
Thread	Nm40-Nm120		

LS-2342-7

(automatic thread trimmer)

LS-2342

Semi-Dry Direct-drive, Cylinder-bed, 1-needle, Unison-feed, Lockstitch Machine with Vertical-axis Hook (Semi-long type)

High and semi-long arm has been adopted. The long distance from the machine arm to the needle contributes to improved workability. The machine is suited to furniture and bags, provided with dramatically improved workability and functions required for sewing large products and extra heavy-weight materials. The LS-2342 offers a consistent stitching pitch and outstanding ability in sewing sharp curves.

Model name	LS-2342-7	LS-2342
Number of needles	1-needle	2-needles
Gauge type	For small articles	
Max. sewing speed	2,000 sti/min	
Max. stitch length	9mm	
Lift of the presser foot	By auto: 20 mm, By hand: 10 mm	
Hook type	Vertical	
Needle	134x35 Nm100-Nm180 standard Nm140	
Thread	Nm18-Nm60	Nm20-Nm90



LS-2342



Please scan here to see a video






POST-BED SEWING MACHINES

POST-BED SEWING MACHINES



PLC-2710NV-7 Series

Semi-dry Direct-drive, Post-bed, Unison-feed, Lockstitch Sewing System with Vertical-axis Hook



This new model “PLC-2700V-7” digitalizes adjustment values required for sewing and easily transfers them to the main body of sewing machine by means of the ICT.

Five adjustment values (stitch length, presser foot height, pressure foot pressure, alternate vertical movement amount of the walking foot and needle thread tension) required for sewing are digitalized.


It is the most advanced sewing machine which is best-suited to the sewing of heavy weight materials sewing processes such as car-seats, sofas and sports goods. The long distance from the machine arm to the needle contributes to improved workability.

Convenient continuous sewing functions

Functions such as automatic switchover of pre-registered patterns in cycle operation (Cycle pattern, Polygonal-shape, sitihing) or Custom pitch composing for continuous sets of different pitch length are available for customer convenience.



Usage example for polygonal-shape stitching function. Sewing patterns can be switchover in response to a preset stitch count, or via hand switch and multi-layered section detection function.



Example of design stitches by means of the custom pitch function

Model name	PLC-2710VS-7 PLC-2710NVS-7	PLC-2710NVM-7	PLC-2760VS-7 PLC-2760NVS-7	PLC-2760NVM-7
Type	1 needle	1 needle (Small Hook)		
Max. sewing speed	2,500 sti/min			
Max. stitch lenght	9 mm at the time of shipment (max. 12 mm)			
Presser foot	20 mm			
Alternating vertical movement	0.5-9 mm			
Hook type	Vertical			
Needle	134x35 Nm125- Nm180 standard Nm140			
Needle gauge	-	-	6mm-12mm	6mm-12mm
Thread	Nm10-Nm60			
Bobbin diameter	28 mm	26 mm	28 mm	26 mm



POST-BED SEWING MACHINES



- PLC-2710-7
- PLC-2710
- PLC-2760-7
- PLC-2760
- PLC-2710S/70BB/X73211  
(V-Belt Drive (Efka Motor))



- PLC-2760L  
(thick-thread long-pitch type)
- PLC-2765  
(with organized split needle bars)
- PLC-2710S-70BB/JEUX0028  
(left facing post bed)
- PLC-2760SCA/70BB/X73210  
(V-Belt Drive (Efka Motor))



This sewing machine is best-suited to the sewing of heavy weight materials in processes such as car-seats, sofas and sports goods. The long distance from the machine arm to the needle contributes to improved workability.

**DOUBLE TENSION PROVIDED AS STANDARD**  
The machine comes with a dual-thread-tension system and is able to perform sewing with low-count thread under a higher tension with ease.

**HIGHER LIFT OF THE PRESSER BAR**  
A presser bar height of 20 mm is achieved when using the automatic presser bar lifting lever. Thanks to this feature, the process of joining leather and heavy-weight sponges, which are usually used as materials for expensive sofas, can be carried out with ease.

**NEW BOBBIN THREAD SPOOL DEVICE**  
Bobbin thread spool device mean you no longer have to roll the thread manually.

**HIGH-TORQUE DIRECT-DRIVE MOTORIS INSTALLED**  
The sewing machine provided with a thread trimmer has adopted a high-torque direct-drive motor which is suitable for heavy-weight materials. As a result, the sewing machine is excellent at its responsiveness and ensures increased penetration into the material even when sewing multi-layered parts.

**STITCH LENGTH CAN BE CHANGED OVER AMONG DIFFERENT LENGTHS**  
The sewing machine with a Thread Trimmer is provided with a 2-pitch dial. It is able to sew different sewing lengths on the go since the length can be instantaneously changed over.

**VERTICAL-AXIS 2 FOLD-CAPACITY HOOK PROVIDED AS STANDARD**  
The hook can be easily adjusted with a screw on the needle guard. This prevents stitch skipping and wear of hook edge.

Please scan here to see a video

PC-2760-7

Model name	PLC-2710-7	PLC-2760-7	PLC-2710	PLC-2760	PLC-2760L	PLC-2765
Max. sewing speed	2,500 sti/min				2,000 sti/min	2,500 sti/min
Max. stitch length	12 mm					
Presser foot	Auto: 20 mm, By hand: 10 mm		By knee: 20 mm		Auto: 20 mm, By hand: 10 mm	Auto: 18 mm, By hand: 10 mm
Alternating vertical movement	1~9 mm					
Thread Trimmer	Yes		No			
Hook Type	2.0					
Stitch Length Dial	2-pitch dial		1-pitch dial		2-pitch dial	1-pitch
Direct Drive	DD		Conventional			
Hook type	Vertical					
Needle	135x17 Nm100-Nm180 standard Nm140				135x17 Nm140-Nm200 standard Nm200	135x17 Nm100-Nm180 standard Nm140
Needle gauge		3mm-16mm		3mm-16mm	6mm-12mm	
Thread	Nm20-Nm60				Nm08-Nm30	Nm18-Nm60
Bobbin diameter	—	28 mm	—	28 mm	28 mm	28 mm

PLC 2760RDV8-HMC


2-needle, Semi-dry, Post-bed, Unison-feed, Lockstitch Machine with Vertical-axis 2.0 Fold-Capacity Hook, Decorative Stitch

The stitch length can be adjusted electronically as well as new stitch patterns imputed, making for much simpler interface for the operator.

Model name	PLC-2760RDV8-HMC
Hook type	Vertical
Needle	135x17 Nm140-Nm200 standard Nm200
Needle gauge	6mm-12mm
Thread	Nm08-Nm30



PLC 2760RD V8-HMC





# POST-BED SEWING MACHINES

## Bobbin Thread Remaining Detector

The buzzer sounds and the green lamp lights up when the amount of thread remaining on the bobbin reaches a predetermined length. It is also possible to stop the sewing machine at this point. With this function, the operator is allowed to concentrate on sewing work without caring about the amount of thread remaining on the bobbin.

## Digital Tension

Thread tension can be numerically controlled. Since the thread tension cannot be changed without a control box, a change in thread tension by the operator for personal preference is prevented.



## Skip Stitch Detector

Stitch skipping is detected during sewing. This helps lighten the operator's inspection work load and also prevents defective products from being shipped. In the case where a skipped stitch is detected, the buzzer sounds, the red lamp lights up and the sewing machine stops. With this function, the operator is allowed to concentrate on sewing work without worrying about skipped stitching.

## Control Box

Sixteen different thread tension values can be set for a single sewing machine unit. In addition, one control box is able to manage thread tensions for 250 sewing machine units at the maximum.



## Cover Sensor Unit

The cover sensor unit detecting (1), (2) and (3) (shown below) are closed tightly during sewing, thereby preventing the sewing machine from starting up unexpectedly. (1), (2) and (3) can be used discretely.

1) Eye guard with an open/close sensor



The eye guard prevents a broken needle from flying off. If the eye guard is open, the sewing machine cannot be started. As a result, the sewing machine will not start up unexpectedly even if the operator forgets to turn the power off.

2) Bed slide with an open/close sensor



The sewing machine will not start if the throat plate is open. This prevents the material from being caught in the hook during sewing.

3) Handwheel cover with an open/close sensor



The handwheel cover prevents the sewing machine from starting up unexpectedly while the operator is turning the handwheel by hand. In addition, the cover also prevents the thread and material from being entangled in the handwheel during sewing.



# LONG ARM SEWING MACHINES

LONG ARM SEWING MACHINES

LU-2800N Series/JEUX0031 LU-2800V Series/JEUX0031

Semi-dry direct drive, unison feed, lockstitch machine with vertical-axis hook and 700 mm or more arm length.

The LU-2800 Series long arm has been extended to add to the wide bed area, contributing to vastly improved workability. The machine arm has been doubled in length from 350 mm to 1m or 700 mm or more making it perfect for sewing large objects usually to awkward to fit under a sewing machine head. The machine has a high torque direct-drive motor which supports the sewing of heavyweight materials. As a result, the sewing machine promises not only improved responsiveness and quick startup, but also higher stop accuracy. The long arm model is also available with 1-needle or 2-needle versions as well as a 700 mm or 1m arm length. This model is manufactured in the EU.



LU-2800V Series/JEUX0031

Model name	LU-2800N	LU-2800V
Max Sewing Speed	2,700 sti/min	3,000 sti/min
Max Stitch Length	9/12 mm	
Presser Foot	Auto: 20 mm, By Hand: 10 mm	20 mm
Alternating Vertical Foot	9 mm	
Hook type	Vertical	
Needle	135x17 125-180 standard 160	
Thread	Nm20-Nm60	

PLC-2700V Series/JEUX0031

Semi-dry direct drive, unison feed, lockstitch machine with vertical-axis hook and 700 mm or more arm length.

The PLC-2700 Series long arm has been extended to add to te wide bed area, contributing to vastly improved workability. The machine arm has been doubled in length from 350 mm to 1 m or 700 mm or more making it perfect for sewing large objects usually to awkward to fit under a sewing machine head. It is the most advanced sewing machine which is best-suited to the sewing of heavy weight materials sewing process such as car-seats, sofas and sports goods. The long arm model is also available with 1-needle or 2-needle versions as well as a 700 mm or 1 m arm length. This model is manufactured in the EU.



PLC-2700V Series/JEUX0031

Model name	PLC-2700V
Max Sewing Speed	2,000 sti/mm
Max Stitch Length	9/12 mm
Presser Foot	20 mm
Alternating Vertical Foot	9 mm
Hook type	Vertical
Needle	135x17 125-180 standard 160
Thread	Nm20-Nm60

LU-2216N-7

(1-needle)

LU-2266N-7

(2-needle)

Long-arm, Unison-feed, Lockstitch Machine with Vertical-axis Large Hook

Based on the market-proven design of the LU-2210N-7 and – 2260N-7 Series, the LU-2216N-7 / – 2266N-7 are developed with a longer distance from the machine arm to needle – a full 650 mm. The long arm unison-feed lockstitch machine with vertical-axis large hook with automatic Thread Trimmer is best – suited to processes that require a longer distance from the machine arm to needle, such as reinforcement stitching and topstitching in tape attachment processes for sewing furniture or car seats.



LU-2266-7

Model name	LU-2216N-7	LU-2266N-7
Max. sewing speed	3,000 sti/min	
Max. stitch length	9 mm	6 mm
Presser foot	Auto: 16 mm	
Alternating vertical movement	1~6.5 mm	
Distance from needle to machine arm	650 mm	
Thread Trimmer	Yes	
Hook type	Vertical	
Needle	134x35R Nm110-Nm160 standard Nm140	
Needle gauge		3,2mm-36mm
Thread	Nm20-Nm60	Nm20-Nm40

LG-158-1U

(1-needle)

LG-158U

(2-needle)

Long-arm, Unison-feed, Lockstitch Machine with Vertical-axis Large Hook

With a generous 750 mm of free space under the arm and powerful unison-feed that provides a maximum stitch length of 10 mm, the machine delivers outstanding productivity when sewing heavy materials such as tents and sheets.



LG-158U

Model name	LG-158-1U	LG-158U
Max. sewing speed	1,500 sti/min	
Max. stitch length	10 mm	
Presser foot	By pedal: 21.5 mm	
Alternating vertical movement	6~19 mm	
Distance from needle to machine arm	750 mm	
Needle	DDx1 (#25)	
Hook type	Vertical	
Needle	DDx1 25	DDx1 25
Needle gauge		6,4mm(1/4")-63,5mm(2-1/2")
Thread	Nm20-N40	



LONG ARM SEWING MACHINES

TSC-461U

Super-long Cylinder-bed, 1-needle, Lockstitch Machine with Large Shuttle-hook for Extra Heavy-weight Materials

It is equipped with a free space under the arm as wide as 950 mm, which means that the machine is capable of sewing large materials, long-sized materials and tubular sewn products with ease.

Model name	TSC-461U
Max. sewing speed	650 sti/min
Max. stitch length	11 mm
Presser foot	By pedal: 20 mm
Alternating vertical movement	4~8 mm
Distance from needle to machine arm	950 mm
Hook type	Horizontal
Needle	794 Nm130-Nm280
Thread	Nm8-Nm30



TSC-461U

TNU-243U

(unison-feed)

Semi-long Flat-bed, 1-needle, Lockstitch Machine with Large Shuttle-hook for Extra Heavy-weight Materials

The machine is optimally suited for the sewing of extra heavy weight materials such as tents, seat belts, and bag handles.

Model name	TNU-243U
Max. sewing speed	800 sti/min
Max. stitch length	15 mm
Presser foot	By knee: 20 mm
Alternating vertical movement	4~8 mm
Distance from needle to machine arm	420 mm
Hook type	Horizontal
Needle	794 Nm130-Nm280 /DYx3
Thread	Nm8-Nm30



TNU-243U

TSC-441U

(unison-feed)

Semi-long Cylinder-bed, 1-needle, Lockstitch Machine with Large Shuttle-hook for Extra Heavy-weight Materials

The lifting range of the presser foot is 20 mm for smooth placement and easier removal of extra heavy-weight materials. The machine has more free space under the machine arm to allow the operator to easily place and remove a large sewing products.

Model name	TSC-441U
Max. sewing speed	800 sti/min
Max. stitch length	11 mm
Presser foot	By pedal: 20 mm
Alternating vertical movement	4~8mm (TSC-441, TSU-471)
Distance from needle to machine arm	420 mm
Hook type	Horizontal
Needle	794 Nm130-Nm280
Thread	Nm8-Nm30



TSC-441U



BARTACKING / SHAPE-TACKING MACHINES



BARTACKING / SHAPE-TACKING MACHINES

LK-1900BNWS

Computer-controlled, High-speed Bartacking Machine

The machine achieves a maximum sewing speed of 3,200 sti/min (Normal hook type), enhancing the startup speed at the beginning and ending of sewing, as well as the speed of Thread Trimming, thus reducing the total cycle time. It therefore achieves upgraded productivity.

Model name	LK-1900BNHS	LK-1900BNWS
Sewing area	30 mm (L)×40 mm (W)	
Max. sewing speed	3,200 sti/min	2,700 sti/min
Stitch length	0.1 mm~10 mm (0.1step)	
Work clamp foot	13 mm (17 mm when the reverse-rotation needle-up function)	
Hook type	Horizontal	
Needle	DPx17	
Thread	20-100	30-80



LK-1900B-HS



COMPUTER-CONTROLLED CYCLE MACHINES



COMPUTER-CONTROLLED CYCLE MACHINES

AMS-224EN-4530    AMS-224EN-6030  
(X: 450 mm × Y: 300 mm)    (X: 600 mm × Y: 300 mm)

Computer-controlled Cycle Machine with Input Function

The machine achieves the highest sewing speed of 2,500 sti/min among those with a similar sewing area. With its higher productivity, the machine performs various kinds of stitching, making the most out of its wider sewing area in various sewing applications such as attaching handles to bags and pouches, attaching belts, sewing many small parts at a time, attaching parts to shoes and sports shoes (one pair of shoes) and sewing air bags. A newly developed encoder-controlled stepping motor system has been adopted for the X-Y feed mechanism. This contributes to more accurate sewing performance and increased productivity.

Model name	AMS-224EN-HS	AMS-224EN-GB
Application	Medium – to heavy-weight	Extra heavy-weight
Max. sewing speed	2,500 sti/min (stitch length 3 mm or less)	
Settable stitch length	0.1~12.7 mm (0.05 mm step)	
Storage of pattern data in the memory	Main-body memory: Max. 500,000 stitches, 999 patterns (max. 50,000 stitches / pattern)	
	External media: Max. 50,000,000 stitches, 999 patterns (max. 50,000 stitches / pattern)	
Hook type	Horizontal	
Needle	DPx17 Nm110	
Thread	13-120	

AMS-210EN1510-X90015  
AMS-210EN1510-X90015ECO

Computer Controlled Cycle Machine with 3-fold Capacity Hook

The sewing machine is best-suited to the sewing of heavy-duty belts in the automotive and cargo sectors. The larger hook means that even with thicker thread the machine is capable of longer cycle times without the hook needing to be changed. The AMS series is versatile enough for many different types of production and specific changes to this subclass means it meets all the requirements for heavy duty applications.

Model name	AMS-210EN1510-X90015ECO	AMS-210EN1510-X90015
Max. sewing speed	2,200 sti/min	
Hook	Full-rotary 3-fold Capacity Hook	
Stitch length	0.1~12.7 mm (0.5 mm step)	
Control Panel	Basic Panel	IP-420
Sewing Size	150 mm (W) × 100mm (L)Basic Panel	
Hook type	Horizontal	
Needle	DPx17	
Thread	13-120	
Bobbin diameter	30 mm	



AMS-224EN-6030



AMS-210EN1510-X90015

AMS-210EN-HL1306/7300  
(X: 130 × Y: 60 mm)

Computer-controlled Cycle Machine (for Extra Heavy-Duty Material)

The machine is designed for improved stitching with heavy thread tension. JUKI's unique active tension mechanism which has been re-designed specifically for heavy-weight materials, as well as the special thread take up which is suited for sewing heavy-weight materials, increase the maximum tension by 50% more compared to that of the standard models of the JUKI AMS Series machines. The new model improves seam quality (thread tension) for sewing seat belts and general heavy-weight materials such as container belts and bags.

Model name	AMS-210EN-HL1306/7300
Application	Medium-to heavy-weight
Max. sewing speed	2,000 sti/min (when stitch length is 4.5 mm or less)
Thread take-up	Slide-type thread take-up lever (dry frame)
Hook type	Horizontal
Needle	DPx17
Thread	13-30

AMS-224EN-HS6030/X7910    AMS-221EN-HL2516/X7910  
(X: 600 mm × Y: 300 mm)    (X: 250 mm × Y: 160 mm)

Computer-controlled Cycle Machine with an Input Function (For Total-area Perfect Stitching)

AMS-224EN (AMS-221EN)/X7910 has removed the area where hitch stitches are produced to make the total area capable of sewing with perfect stitches, thereby improving the seam quality. Stitch knot formation has been developed so that the needle thread and the bobbin thread are at proper right angle resulting in flawless stitches. The machine comes with a double-capacity shuttle hook ideally suited for total-area perfect stitching. This shuttle hook ensures a consistent thread tension by preventing the thread from being untwisted by its rotation.

Model name	AMS-221EN-HL2516/X7910	AMS-224EN-HS6030/X7910
Sewing area	250 mm (X) × 160 mm (Y)	600 mm (X) × 300 mm (Y)
Max. sewing speed	1,500 sti/min (stitch length 6 mm or less)	
Settable stitch length	0.1~12.7 mm (0.05 mm step)	
Lift of the feeding frame	Max. 30 mm	
Hook type	Horizontal	
Needle	DP-Nm17 – Nm140	
Thread	13-120	



AMS-210EN-HL1306/7300



AMS-224EN6030/X7910



Please scan here to see a video

Specifications that are not given above shall conform to those for the AMS-224EN and AMS-221EN.

COMPUTER-CONTROLLED CYCLE MACHINES

AMS-221EN-TS3020

(X: 130 × Y: 60 mm)

Computer-controlled Cycle Machine with Input Function (for 2-colour-thread sewing)

This machine (AMS-221EN-TS) has been developed to enable two-colour stitching (with two kinds of thread which are different in colour). Possible difference in position of the sewing product which can be caused by re-placing it on the sewing machine in a different process is eliminated, thereby increasing the productivity. It is suitable for sports shoes, bags and car seats such as the topstitch and parts sewing, etc.

Model name	AMS-221EN-TS3020
Max. sewing speed	2,500 sti/min
Stitch length	0.1~12.7 mm (0.05 mm step)
Storage of pattern data in the memory	Main-body memory: Max. 500,000 stitches, 999 patterns (max. 50,000 stitches / pattern) External media: Max. 50,000,000 stitches, 999 patterns (max. 50,000 stitches / pattern)
Hook type	Horizontal
Needle	DPx17 Nm110
Thread	40-120



AMS-221EN-TS3020

AMS-221EN/JEUX-0043

AMS-221EN/X7910/JEUX-0043

(perfect stitch type)

AMS-224EN/JEUX-0043

AMS-224EN/X7910/JEUX-0043

(perfect stitch type)

Computer Controlled Cycle Machine with extension size available from X: 600-2100, Y: up to 575 mm

Juki's AMS 221 and 224 series is now available with an extended sewing area in a variety of different dimensions. The wider sewing area means the machine is now better suited to the sewing of decorative stitches on car seats. The machine not only achieves higher productivity due to instantaneous increases/decreases in sewing speed at the beginning /end of sewing and increased of Thread Trimming speed, but also achieves a flexible responsiveness to materials to promise enhanced seam quality due to JUKI's unique active tension and programmable intermediate presser.



AMS-221EN-3020

Model name	Sewing Area
AMS221ENHL2516SZ5000NSD/JEUX0043-100X	1000 × 160
AMS221ENHL2516SZ/X7910NSD/JEUX0043-100X	1000 × 160, Perfect Stitch
AMS221ENHS3020SZ5000NSF/JEUX0043-100X	1000 × 200
AMS224ENHS6030SZ/X7910NSF/JEUX0043-100X	1000 × 300, Perfect Stitch
AMS224ENTS4530SZ/X7400NSF	450 × 300
AMS224ENHS4530SZ5000NSF/JEUX0043-6060	600 × 575
AMS224ENHS4530SZ5000NSF/JEUX0043-8060	800 × 575
AMS224ENHS6030zSZ/X7910NSF/JEUX0043-8060	800 × 575, Perfect Stitch
AMS224ENHS4530SZ5000NSF/JEUX0043-12060	1200 × 575
AMS224ENHS6030SZ/X7910NSF/JEUX0043-12060	1200 × 575, Perfect Stitch
AMS224ENHS4530SZ5000NSF/JEUX0043-15060	1500 × 575



AMS-224EN4530R/AW-3

AMS-224EN4530R

Computer-controlled Cycle Machine with Input Function (Full-rotary hook type)

The full-rotary hook contributes to the achievement of soft-texture beautifully-finished seams which are required for bags and leather products. In addition, the bobbin case opening lever is adjustable not only laterally but also longitudinally, thereby enabling accurate positioning of the bobbin case according to the needle count.

Model name	AMS-224EN-HS4530R
Application	Medium-to heavy-weight
Feeding frame type	Monolithic feeding frame: (Pneumatic work clamp)
Max. sewing speed	2,500 sti/min* (stitch length 3 mm or less)
Sewing area	450 mm (X) ×300 mm (Y)
Settable stitch length	0.1~12.7 mm (0.05 mm step)
Needle bar stroke	41.2 mm
Hook type	Horizontal
Needle	DPx17
Thread	13-120



AMS-251

(1-needle)

AMS-252

(2-needle)

Head turning type1 needle CNC sewing machine

AMS-251 is a high end 1 needle sewing machine provided with a machine-head-turning-mechanism. The new model guarantees high quality seams uniformly in every sewing direction. JUKI's unique synchronization technology guarantees stable control of the machine head, hook an feed mechanism, thereby creating the most favorable seams.

With it's sewing area of "1.000 mm × 600 mm" the AMS-251 is best suited to the sewing of decorative stiches and large size products. The AMS-251 is ideally suited to the sewing of decorative stiches on car seats and luxury bags as well as air bags and other large size products with zero design tolerance for irregular stitching.



AMS-251

Model name	AMS-251	AMS-252
Application	Medium – Heavy	
Sewing Area	1,000 mm × 600 mm	
Max Sewing Speed	2,500 sti/min	
Head Lifiable	50 mm	
Storage of pattern data	Main-body memory: Max. 33,000,000 stitches, 999 patterns (max. 50,000 stitches I pattern) External media: Max. 50,000,000 stitches, 999 patterns (max. 50,000 stitches I pattern)	
Total weight	950 kg	
Dimensions	2,400 mm (W) × 1,800 mm (D) × 1,600 mm (H)	
Hook type	Horizontal	Vertical
Needle	135x17	
Needle gauge		6mm
Thread	Nm20-Nm60	
Bobbin diameter	30 mm	32 mm


\* "sti/rmin" stands for "Stitches per Minute"





AMS-251

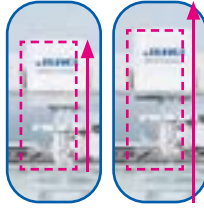
Multiple uses guarantee efficient work and quality improvement



**Machine head turning Slip ring system\*1**  
Slip ring system has been adopted to the new machine-head turning mechanism. As a result, limitless turning of the machine head is enabled to allow the sewing machine to sew complicated patterns continuously.



**Machine head turning Cutting point needle**  
The cutting point needle can be used regardless of the sewing direction since the sewing machine constantly faces the sewing direction at its front.



**Machine head lifting function**  
Since thick materials, clamps, palettes with protrusions can be used, design will be expanded.



**Multi-axis control technology**  
The multi-axis control technology used by JUKI are applied to simultaneously control six axes.



**Horizontal-axis, 3 fold-capacity rotary hook**  
Option of the 3 fold-capacity hook helps reduce the frequency of bobbin replacement even when thick thread is used, thereby supporting sewing of large products.



**Operation**  
The IP420 for the existing AMS Series models has been adopted for the new AMS model. In addition, the existing sewing pattern input software "PM1" is also applicable.



**Safety cover**  
Opening and closing sensor is mounted to the turning-head cover and turning hook cover to prevent the machine from starting when the cover(s) is opened and to automatically stop the machine if the cover(s) is opened while the machine is in operation.



**Start button**  
A 2-handed start button has been adopted for safe, accurate start up. In addition, unintentional start up of the machine is prevented.



**Bobbin replacement cover**  
Bobbin can be changed easily by opening the accessible cover without requiring the operator to reach under the machine to change the bobbin.

<b>AMS-210EN-1306</b> (X: 130 mm × Y: 60 mm)	<b>AMS-210EN-1510</b> (X: 150 mm × Y: 100 mm)	<b>AMS-210EN-2210</b> (X: 220 mm × Y: 100 mm)	<b>AMS-221EN-2516</b> (X: 250 mm × Y: 160 mm)
<b>AMS-221EN-3020</b> (X: 300 mm × Y: 200 mm)	<b>AMS-221EN-HS3020/7200</b> (X: 246 mm × Y: 200 mm)		

Computer-controlled Cycle Machine with Input Function

The sewing machine achieves the highest sewing speed, 2,800 sti/min, in the industrial sewing machine industry. As a result, cycle time is dramatically reduced. The feed accuracy is substantially improved due to the adoption of the encoder control system. The new AMS Series models substantially decrease power consumption when compared with the conventional ones. They have been designed to achieve eco-friendliness.

**AMS-210EN-1306 (X: 130 mm × Y: 60 mm)**  
The sewing machine flexibly supports the sewing of small articles such as labels and emblems. The sewing machine's small sewing area promises ease of use when handling small articles, thereby enabling smooth sewing operation.

**AMS-210EN-1510 (X: 150 mm × Y: 100 mm)**  
The 1510 model is well received in the market due to its moderate sized sewing area. Responding to market demand, the 1510 area model with a motor-driven feeding frame has been newly developed. This model can be used in a plant which is not provided with pneumatic equipment.

**AMS-210EN-2210 (X: 220 mm × Y: 100 mm)**  
This model has a sewing area that is best-suited to the sewing of large parts, including the shape-tacking of jean pockets. With this model, you may recognize the higher productivity of the cycle machine.



AMS-210EN-1306



Please scan here to see a video

**AMS-221EN-2516 (X: 250 mm × Y: 160 mm)**  
The sewing machine is best-suited to the sewing of large labels and emblems, the sewing of two or more pieces of small labels and emblems at one time, and the shape-tacking of bags and shoes. The sewing machine is applicable to a broad range of materials and processes, while leading the industrial sewing machine industry in terms of improvement in quality and the promotion of production that does not require sewing-machine operators to have special skills.

**AMS-221EN-3020 (X: 300 mm × Y: 200 mm)**  
The sewing machine is applicable to sewing products which require a wider sewing area than that of the "AMS-221EN-2516."It is best suited to the attaching of handles to bags and the shape-tacking of boots and shoes. The sewing machine is flexibly applicable to sewing requiring a medium sewing area.

**AMS-221EN-HS3020/7200 (X: 246 mm × Y: 200 mm)**  
This model is designed for sewing pockets on jeans and is based on the AMS-221EN Series. The machine sews folded pocket cloth on the garment body. Maximum stitching range of a pocket that can be sewn is 246mm (width) × 200mm (length).



AMS-221EN-2516

COMPUTER-CONTROLLED CYCLE MACHINES



AMS-210EN-1510

Optional Accessories for AMS-221 Series



Automatic Bobbin Changer

Automated detection and exchange of empty to full bobbins and bobbin cases during production process when used in combination with the detector. Minimal production downtime and drastic production increases. Available in different sizes; depending on the technical requirements.



Remaining Thread Sensor

The sensor detects the remaining thread in the bobbin, highlighting when the bobbin is nearly empty and informing the operator through the control panel. It also monitors the direction the bobbin is rotating and warns the operator if incorrect (ensuring accurate thread tension).



Thread Hot Cutter

This device burns the end of the thread to keep it in place avoiding it slipping from the needle and also avoids the thread becoming undone at the end of sewing. Users can switch between different material thicknesses without adjustment. Results in a clean stitch at the beginning of the sewing process. This attachment is very exact, leaving basically no remaining thread on the material.



Colour Thread Monitoring System

This attachment is capable of monitoring broken threads and stopped bobbins (avoiding fake-seam). If it is used in combination with the automatic bobbin changer vastly improves productivity.

Model name	AMS-210EN-SS	AMS-210EN-HS	AMS-221EN-SL	AMS-221EN-HL
Application	Light – to medium-weight	Medium – to heavy-weight	Light – to medium-weight	Medium – to heavy-weight
Max. sewing speed	2,800 sti/min*			
Stitch length	0.1~12.7 mm (0.05 mm step)			
Storage of pattern data in the memory	Main-body memory: Max. 500,000 stitches, 999 patterns (max. 50,000 stitches / pattern) External media: Max. 50,000,000 stitches, 999 patterns (max. 50,000 stitches / pattern)			
Hook type	Horizontal			
Needle size	DPx5	DPx17	DPx5	DPx17
Thread	60-260	13-120	60-260	13-120

\*Stitch length is 4mm or less for the AMS-210EN and 3.5mm or less for the AMS-221EN.

AMS-210EN-HL1306SZ-X7020AMS-210EN-HL1510SZ-X7020AMS-210EN-HL2210SZ-X7020

Computer Controlled Cycle-Machine, Eco-Type

The AMS Eco-Type is the new economical version of the industry leading computer controlled cycle machine. Through extensive R&D Juki has been able to incorporate the simpler control panel as well as removing certain features and functions to make the machine more economical.



AMS-210EN-L1306SZ-X7020

Model name	AMS-210EN-HL1306SZ-X7020	AMS-210EN-HL1510SZ-X7020	AMS-210EN-HL2210SZ-X7020
Max. sewing speed	2,800 sti/min		
Stitch length	0.1~12.7 mm (0.05 mm step)		
Needle bar stroke	41.2mm		
Lift/Stroke of the intermediate presser	Lifting amount: 20mm / Stroke: Standard 4mm (0-10mm)		
Variable position of the intermediate presser	Standard 0-3.5mm (max. 0-7.0mm)		
Needle thread tension	Active tension (electrical thread tension control mechanism)		
Hook	Double-capacity shuttle hook		
Storage of pattern data in the memory	Main-body memory: Max 500,000 stitches, 99 patterns External media: Max 500,000 stitches, 99 patterns		
Hook type	Horizontal		
Needle	DPx17 Nm110		
Thread	13-120		


Simple Control Panel





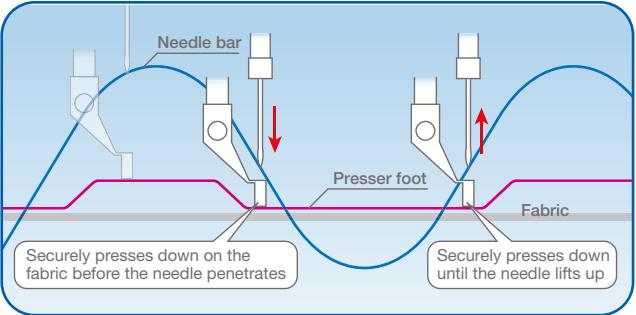
PLK-J Series

Pattern Stitching Machine



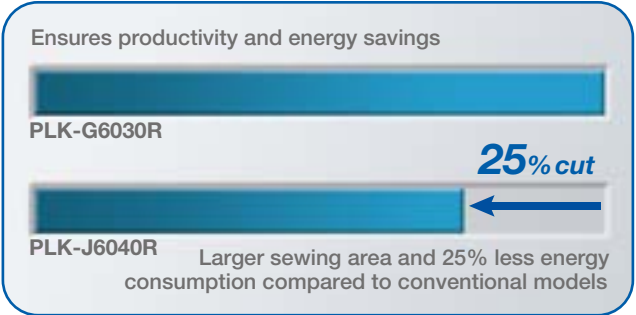
Fabric presser with optimal pressure

A new motion control allows the presser foot to press down on various types of fabric, from thin to thick materials, with optimal pressure



Excellent energy-saving effects

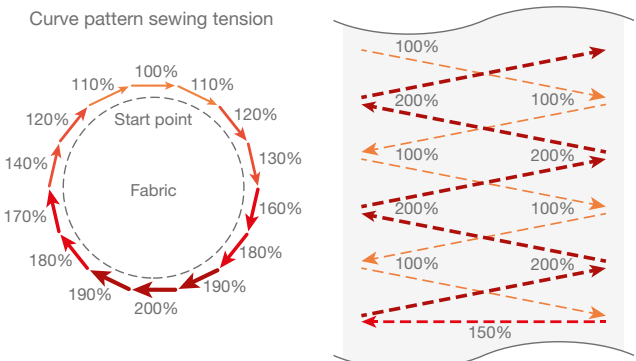
The new arm bed structure and new XY feed control realize low vibration and low sound, and thereby realize energy savings.



\* Enforce with conditions designated by the company

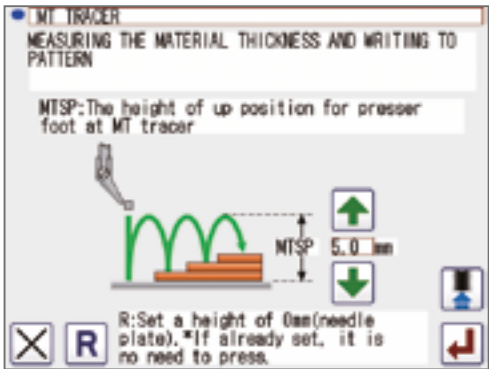
Optimizes thread tightness in all stitching directions

This function reduces variation in tightness according to the stitching direction and improve quality.




Faster adjustment of presser foot height

The height of the presser foot is adjusted after automatically measuring the overall fabric thickness along the stitching pattern.



Open /close window for bobbin exchange


Unlike conventional large models which required the operator to get under the sliding plate to replace the bobbin, the J series models have an open/close window on the sliding plate so that the bobbin can be easily exchanged. This greatly reduces the operator's work.



\* EXCLUDES PLK-J2516-YU / J2516R-YU

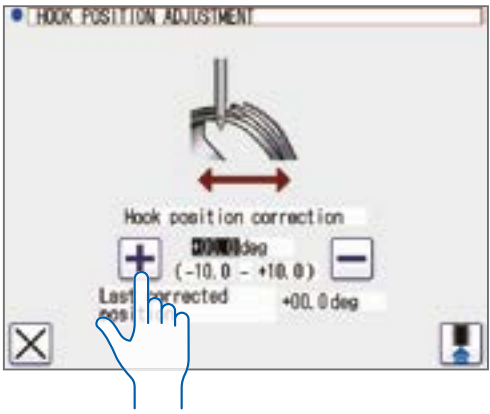
Stable thread interlocking from the first stitch

"Stitch interlock faults" are resolved by minimizing the flapping of fabric at the start of stitching.



Faster adjustment and reproduction of past adjustments

The hook, presser foot, and thread trimmer are digitally adjusted.



Automatic checking of setting mistakes

The sewing machine checks the thickness of the fabric and detects setting mistakes prior to sewing. The oiling timing of the hook is digitized to ensure proper oiling and prevent excessive oil use.



COMPUTER-CONTROLLED CYCLE MACHINES

Medium

PLK-J2516-YU

PLK-J2516R-YU

Computer-controlled Cycle Machine with Input Function

Machines created to improve usability. Digital tension function optimizes thread tightness in all stitching directions. Independent presser foot motion prevents the fabric from lifting up. Thanks to that needle is stable and stitch skipping reduced. Easy operation and maintenance guarantees colour LCD touch panel with USB port and ergonomic design.

Model name	PLK-J2516-YU	PLK-J2516R-YU
Max. sewing speed	2,300 sti/min	
Stitch length	0.1~20.0 mm (0.1 mm step)	
Max. patterns	9,000	
Operation Panel	6.5-inch color LCD touch panel with USB port	
Sewing Size	300 mm (W) × 200 mm (L)	
Hook type	Vertical Shuttle	Vertical rotary
Needle	DPx17 110	
Thread	Nm18-Nm60	
Bobbin diameter	26x9	



PLK-J2516-YU

PLK-J3020R-SE

Computer-controlled Cycle Machine with Input Function

PLK-J3020R-SE in addition to acquiring sewing information, pressure on take-up lever and changes of material thickness during sewing operation can be collected and accumulated. This machine come standard with traceability functions. With the help of independently driven take-up lever, we will offer high quality sewing effects.

Model name	PLK-J3020R-SE
Max. sewing speed	2,300 sti/min
Stitch length	0.1~20.0 mm (0.1 mm step)
Max. patterns	9,000
Operation Panel	6.5-inch color LCD touch panel with USB port
Sewing Size	300 mm (W) × 200 mm (L)
Hook type	Vertical rotary
Needle	DPx17 110
Thread	Nm18-Nm60
Bobbin diameter	26x9



PLK-J3020R-SE

Large

PLK-J4040

PLK-J4040R

PLK-J4040R3

PLK-J6040

PLK-J6040R

PLK-J6040R3

Computer-controlled Cycle Machine with Input Function

Machines created to improve usability. Digital tension function optimizes thread tightness in all stitching directions. Independent presser foot motion prevents the fabric from lifting up. Thanks to that needle is stable and stitch skipping reduced. Easy operation and maintenance guarantees colour LCD touch panel with USB port and ergonomic design.



PLK-J4040

Model name	PLK-J4040	PLK-J4040R	PLK-J4040R3
Max. sewing speed	2,000 sti/min	up to 2,500 sti/min	
Stitch length	0.1~20.0 mm (0.1 mm step)		
Max. patterns	9,000		
Operation Panel	6.5-inch color LCD touch panel with USB port		
Sewing area	400 mm × 400 mm		
Hook type	Vertical Shuttle	Vertical rotary	
Needle	DPx17 Nm110		
Thread	Nm18-Nm60		
Bobbin diameter	26x9		30x9

Model name	PLK-J6040	PLK-J6040R	PLK-J6040R3
Max. sewing speed	2,000 sti/min	up to 2,500 sti/min	
Stitch length	0.1~20.0 mm (0.1 mm step)		
Max. patterns	9,000		
Operation Panel	6.5-inch color LCD touch panel with USB port		
Sewing area	600 mm × 400 mm		
Hook type	Vertical Shuttle	Vertical rotary	
Needle	DPx17 Nm110		
Thread	Nm18-Nm60		
Bobbin diameter	26x9		30x9



COMPUTER-CONTROLLED CYCLE MACHINES

Extra large

PLK-J10050    PLK-J10050R    PLK-J10050R3

PLK-J12060    PLK-J12060R    PLK-J12060R3

Computer-controlled Cycle Machine with Input Function

Machines created to improve usability. Digital tension function optimizes thread tightness in all stitching directions. Independent presser foot motion prevents the fabric from lifting up. Thanks to that needle is stable and stitch skipping reduced. Easy operation and maintenance guarantees colour LCD touch panel with USB port and ergonomic design.



PLK-J10050

Model name	PLK-J10050	PLK-J10050R	PLK-J10050R3
Max. sewing speed	2,000 sti/min	2,500 sti/min	
Stitch length	0.1~20.0 mm (0.1 mm step)		Triple-0.1~20.0 mm (0.1 mm step) rotary
Max. patterns	9,000		
Operation Panel	6.5-inch color LCD touch panel with USB port		
Sewing Size	1,000 mm × 500 mm		
Hook type	Vertical Shuttle	Vertical Rotary	
Needle	DPx17 Nm130		
Thread	Nm18-Nm60		
Bobbin diameter	26x9		30x9

Model name	PLK-J12060	PLK-J12060R	PLK-J12060R3
Max. sewing speed	2,000 sti/min	2,300 sti/min	
Stitch length	0.1~20.0 mm (0.1 mm step)		Triple-0.1~20.0 mm (0.1 mm step) rotary
Max. patterns	9,000		
Operation Panel	6.5-inch color LCD touch panel with USB port		
Sewing Size	1,200 mm × 600 mm		
Hook type	Vertical Shuttle	Vertical Rotary	
Needle	DPx17 Nm130		
Thread	Nm18-Nm60		
Bobbin diameter	26x9		30x9

For heavy duty

PLK-J4040RH    PLK-J10050RH

Computer-controlled Cycle Machine with Input Function

Machines created to improve usability. Digital tension function optimizes thread tightness in all stitching directions. Independent presser foot motion prevents the fabric from lifting up. Thanks to that, needle is stable and stitch skipping reduced. This machine can sew up to 20mm stitches at up to 1000rpm, enabling the fast and efficient manufacture of safety products even with the high density of stitching required. Easy operation and maintenance guarantees color LCD touch panel with USB port and ergonomic design.

Model name	PLK-J4040RH	PLK-J10050RH
Max. sewing speed	1,000 sti/min	
Stitch length	0.1~20.0 mm (0.1 mm step)	
Max. patterns	9,000	
Operation Panel	6.5-inch color LCD touch panel with USB port	
Sewing area	400 mm x 400 mm	1,000 mm x 500 mm
Hook type	Vertical Rotary	
Needle	DD x 1 Nm230	
Thread	Nm11-Nm30	
Bobbin diameter	34,5 x 12	



PLK-J4040RH

PLK-G2008H

Computer-controlled Cycle Machine with Input Function

The PLK-G2008-H machine is designed to handle heavy webbing and extra heavy thread. This electronically controlled pattern sewing machine, with 200 x 80 mm sewing area, is equipped with an extra-thick-thread trimmer that uses a top and bottom hot knife for net and precise threads cutting and with a big capacity barrel shuttle hook. Work efficiency is highly improved. Features and functionalities used are designed to facilitate work and ensure the highest quality results. Dynamic or semi-static ropes can be sewn without any problems. This series realizes one of the strongest needle penetration forces in the industry. Maximum thickness to be sewn: 16 mm. X-Y stepping motor with encoder.

Model name	PLK-G2008H
Sewing area	200 x 80 mm
Max. sewing speed	700 sti/min
Max. stitch length	0.1 to 20.0mm (min. resolution 0.1mm)
Presser foot	25 mm
Operation panel	5.7-inch LCD touch panel, white LED backlight
Hook type	Vertical Barrel Shuttle
Needle	794#230
Thread	Nm6-Nm30
Bobbin diameter	24 x 25.5



PLK-G2008H

# COMPUTER-CONTROLLED CYCLE MACHINES

## AW-3S

Computer-controlled cycle machines with input functions can be fitted with a retrofitted automatic bobbin thread wind-and-feed device to achieve high sewing quality, productivity, and ease of operation.

### Supported models:

AMS-221EN Series <Shuttle hook type>

AMS-224EN Series <Shuttle hook type>

PLK-J Series <Double-size rotary hook type>



Air bags



Sports shoes



Bags



PLK-J6040R Example of installation of AW-3S retrofitted



AMS-221EN. Example of installation of AW-3S retrofitted



OTHERS



MO-6900G Series

Overlock / Safety Stitch Machine for Extra Heavy-weight Materials

The machine incorporates a mechanism and parts that are optimum for the sewing of extra heavy-weight materials, such as an extra high-lift type upper looper, tractor foot and coarse type feed dog. It demonstrates an excellent performance ability in the sewing of various kinds of heavy-weight materials such as jeans, raised fabric materials, mats and carpets.

Model name	MO-6905G-0M6-7E0
Application	For car mats
Stitch type	1-needle overlock
Max. sewing speed	4,000 sti/min
Overedging width	10 mm
Max. stitch length	7 mm
Needle	DC×1



MO-6905G

MO-6900J Series

Variable Top-feed, Overlock/Safety Stitch Machine for Extra Heavy-weight Materials

The MO-6900J Series comes with a newly-developed feed mechanism that moves the top and bottom feeds separately. With its improved feeding capacity and stronger cloth-biting force, the feed mechanism prevents uneven material feed when sewing extra heavy-weight materials.




MO-6916J

Model name	MO-6904J	MO-6914J	MO-6916J
Stitch type	1-needle overlock	2-needle overlock	Safety stitching
Overedging width (mm)	4.8	6.4	4.8
Max. sewing speed	6,000 sti/min		
Stitch length	2.5-5 mm	2.5-4 mm	2.5-5 mm
Lift of the presser foot	8 mm (excluding some subclass model)		
Bottom differential feed ratio	For gathering 1:1.75 (max. 1:3.8) For stretching 1:0.7 (max 1:0.6)	For gathering 1:2 (max. 1:3.8) For stretching 1:0.8 (max 1:0.6)	For gathering 1:1.75 (max. 1:3.8) For stretching 1:0.7 (max 1:0.6)
Presser foot pressure	63.7N (6.5 kg)		
Needle	DOx5		
Needle gauge		2,6mm	4,8mm

LBH-1790A Series

Computer-controlled, High-speed, Lockstitch Buttonholing Machine

The knife supports sewing lengths of 41 mm at the maximum. Since the LBH-1795AS is provided as standard with the 120 mm presser, it is capable of sewing 12-mm long buttonholes. The LBH-1795AS is capable of sewing long buttonholes such as belt holes in car seats. In addition, it is applicable to the sewing of buttonholes in men’s shirts (continuous sewing of two buttonholes and the use of two units of sewing machines), etc. The upper limit of the adjustment of the presser foot pressure has been expanded. The presser foot pressure is now digitally controlled. As a result, the machine acquires improved responsiveness to knit materials and car seats.



LBH-1795A (120 mm buttonhole)

Optional Parts Needed for 120 mm buttonhole

Optional part No.	Qty	Name of part
40006335	1	Presser arm 120
40008646	1	Presser foot 120 ASM
40008658	1	Presser foot 120
SS6060210SP	2	Screw
40028682	1	Close cam 120
40112711	1	Lifting plate 120
SM6050800SP	2	Screw
40006339	1	Cloth feed plate 120



LBH-1790A

Model name	LBH-1790A
Max. sewing speed	4,200 sti/min
Bartacking width	Max. 10 mm
Max. button length	Max. 120 mm (with device)
Number of standard patterns	31 patterns
Hook type	Horizontal
Needle	DPx5

SC-922/M51N

Control Box / Servomotor

Power consumption during standby as well as operation has been reduced making this more environmentally friendly. High-torque AC servomotor M51N with an output of 750W has been adopted which make this suitable for heavy weight materials. The machine has excellent high-speed sewing performance and a strong cloth penetrating force. The machine therefore demonstrates a broader range of applicability and is suited to non-apparel machines/ production.

Model name	SC-922/M51N
Motor output	750W
Power requirement	Single-phase 100~120V, 200~240V 3-phase 200~240V
Number of input ports	Max. 24 *1 (for optional inputs)
Number of output ports	Max. 32 *1 (for optional outputs)
Number of basic programs*2	4
Number of basic programs steps	25 sewing steps (per 1 program)



SC-922/M51N

\*1 It depends on installed machine head.  
\*2 Basic programs are intended to operate external devices such as the stacker or to change the sewing machine operation during sewing.

SC920/M92

The control box is resistant to voltage fluctuations, noise and vibration. The control box is provided with an energy-saving mode reducing the power consumption during operation and standby. Considering convenience in setup and resource saving, both the volume and the weight of the control box have been reduced by 30 %. High-torque AC servomotor M92 with an output of 450W has been adopted. This model is perfectly suited for apparel production and allows for programmable input through an operational panel (sold separately).



SC920/M92

AB-1360 AB-1360/CR-10A


Automatic 1-needle shoelace loop attaching machine

The AB-1360 attaches shoelace loops to tongue section of sports shoes. Since the sewing machine is provided as standard with an LED marking light (cross-hair), accurate positioning of shoelace loops is ensured at all times. This sewing machine is able to attach shoelace loops in a series of processes (cutting, folding and bartacking of shoelace loops, thereby achieving the industry's fastest cycle time.

Model name	AB-1360
On-board machine head	LK-1962/ABH (Specifically-de- signed semi-dry machine head)
Sewing speed (max.)	2,500 sti/min
Lift of work clamp foot	20 mm
Needle bar stroke	45.7 mm
Shoelace loop width	6-12 mm
Finished length of shoelace loop	15-20 mm
Hook type	Horizontal
Needle	DPx17



The AB-1360 / CR-10A sewing machine with a preset loader automatically feeds shoelace loops and shoe tongues to the correct shoelace loop attaching position, thereby no longer requiring manual positioning of those parts. The sewing machine is an automatic machine which realizes full-automatic sewing while eliminating inconsistency in quality and sewing position faults caused by the operator.





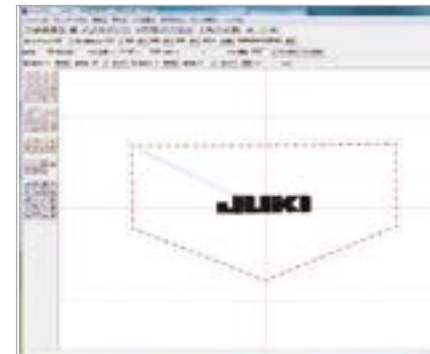


## SOFTWARE

### PM-1

#### Programming Software for Computer-controlled Sewing Machines

This software is to input and edit sewing data of JUKI's latest sewing machines. Its versatile input functions allow to input sewing data of each electronic sewing machine model easily, accurately, and quickly. It supports high quality production with high added value by utilizing and creating original data for specific designs and applications.

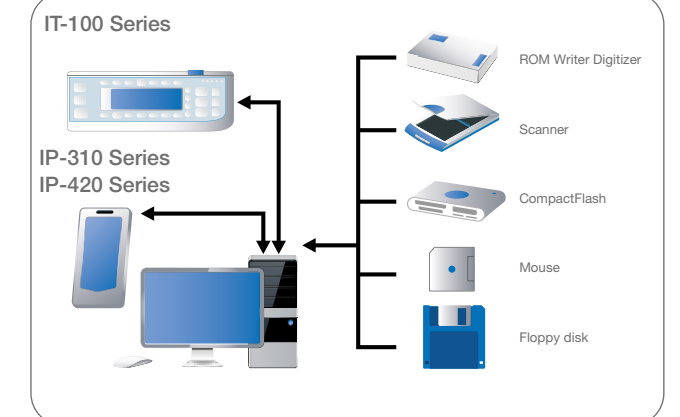


### PM-3


#### Programming Software for Computer-controlled Sewing Machines

This software is developed exclusively for creating embroidery data. With the software, the operator is able to enter/edit new/existing data. Embroidery data can be easily created simply by inputting the character to be embroidered, selecting the font and clicking the relevant icon. Not only enlargement/reduction in size, rotation, move and copy of the characters, but also changes in sewing pitch and stitching order and the insertion of Thread Trimming can be carried out with ease. It is also possible to read images through the scanner to create data on embroidery (single-pattern embroidery). True Type Fonts prepared by Windows are also applicable. The sewing machine supports three different languages; English, Chinese and Japanese.

#### SYSTEM FORMATION



\*The IP-420 is configured with a USB connector, as standard.





Terminals positioned at each workstation are designed to monitor, track and report the entire breadth of your production floor activities. Significantly improving production balance, supply chain visibility and manufacturing cycle times. These terminals allow the entire factory to communicate quickly and effectively reducing the time it takes to react to problems and carry out administrative work. JaNets works to convert unproductive time into productive time or in other words increase efficiency.

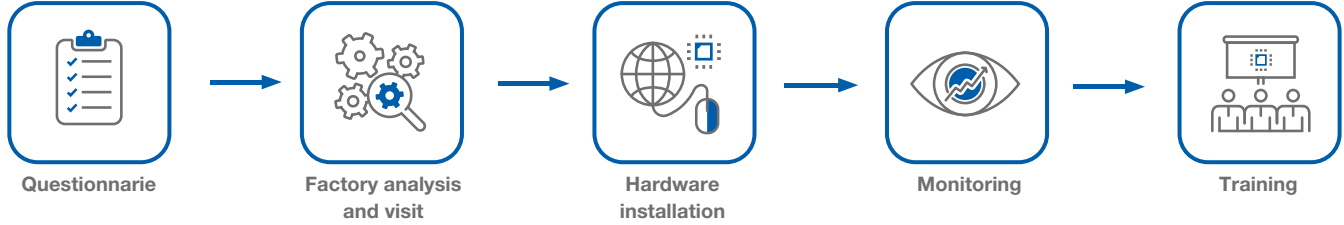
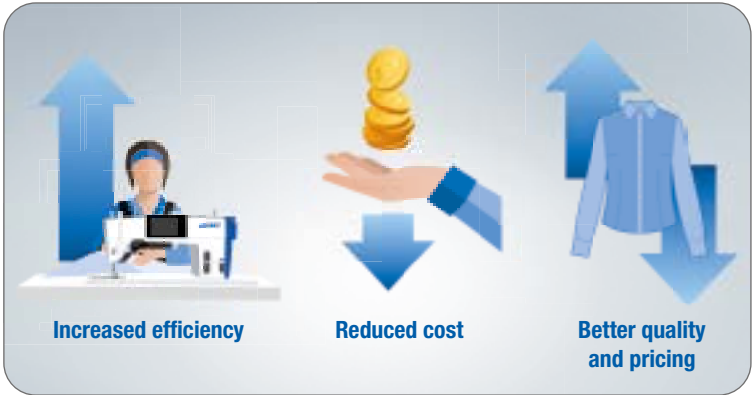
This conversion allows for an increased output or for a factory to produce the same amount with less labor and/or working hours. If management are given data to see exactly when, where and why an operator stops sewing (going off-standard) then they can work to eliminate or reduce this. Time spent doing menial administrative work is streamlined allowing line managers to spend their time on the floor. Communication between operators, line managers, engineering and management is also made more efficient reducing non productive work hours.



Return on investment






As JaNets works to improve a factories over all efficiency the return of your investment can happen extremely fast. Excluding the functional benefits listed above JaNets will reduce unproductive and wasted time meaning that a factory is continuously improving its output for a lower cost. JaNets is suited for many different production sizes and is not limited to large factories with many operators; the system is just as impactful in smaller factories where the most effective production process is needed to glean as much of an advantage as possible.

The typical return on investment for a medium sized factory that has implemented JaNets is just 12-24 months.





PICTOGRAPH FOR FUNCTION

Needle		Feed		Stitch shape	
	2-needle		Bottom-feed		Zigzag stitching
	Organized split needle bar		Needle-feed		Lockstitch buttonholing
	3-needle		Bottom and variable top-feed		Eyelet buttonholing
	4-needle		Differential-feed		Bartacking
Hook			Variable top-feed		Button sewing
	Horizontal-axis hook (large)		Belt-feed		Button sewing with neck wrapping
	Horizontal-axis hook (3 fold-capacity)		X-Y drive		Belt-loop attaching
	Vertical-axis hook (large)		R-Θ drive		Pocket welting
			Walking foot		
Stitch system		Non-Sewing		Function	
	Lockstitch		Tape bonding		Active tension
	Double chainstitch		Ultrasonic welding		Automatic thread trimmer
	Single-thread chainstitch		Press bonding		Cloth puller
	Pinpoint stitch		Testing machine		Cloth cutting knife
	Dry-head, Intelligent Direct-drive Sewing Machine		Dye Sublimation Printing		Stacker
	Intelligent Direct-drive Sewing Machine		Direct to Garment		Digital Adjustments

