

		HZL-NX7
Functions	Control System	Computer
	Number of stitch patterns	351
	Number of available fonts	4
	Buttonhole	Automatic (sensor system) with clamping plate
	Start/stop button	Green: Ready to start and/or while sewing Red: Not ready to start Orange: When the lock stitch button is pressed while the sewing machine is engaged in pattern sewing.
	Maximum stitch speed	1,050st/min
	Auto thread trimming	✓
	Automatic needle threader	✓
	Thread tension system	Automatic
	Automatic lock stitch	Automatic lock stitch and thread trimming
	Feed mechanism	Box Feed mechanism
	Dual feed function	✓
	Presser foot pressure adjustment	Stepless adjustment (digital)
	Drop feed	✓
	Easy bobbin winding	✓
	Bobbin thread winder	Bobbin winder with independent motor
	Quick bobbin preparation	✓
	Bobbin thread counter	✓
	Light	6 LED lights
	Function to straight-line stitching	Straight stitch throat plate, straight stitch feed dogs and straight stitch presser foot
	Micro-lifter	Presser foot pressure settings by icons
	Free arm	✓
	Change in the length/wide of stitches	Dial system/LCD numerical display Stitch width: Max. 7 mm Stitch length: Max. 5 mm
	Number of needle position (straight stitch/other than straight stitch)	37 / According to pattern
	Pattern(right and left)reverse	Up/down and left/right
	Twin needle sewing	◦ * Optional twin needle
	Elongation Pattern	✓
	Adjustable Starting / Reverse Stitch Speed	✓
	Needle up/down button	✓
	Low-speed inching sewing	✓
	Needle stop position switching	✓
	Presser Foot Pivot Function	✓
	Save/call of patterns	10 patterns
	Presser foot horizontality holder button	✓
	Height of lifting of presser foot (1 step/2 steps)	Button system: 6 · 8 · 10mm Lever system: 6mm/12mm Knee-lifting Lever system: 6 · 8 · 10mm/12mm
	Lock mode	✓
	Guide	Displayed as illustrations and text
Standard accessories	Soft case	✓ (with accessory storage)
	Knee lifting lever	✓ (electronic knee lifting control mechanism)
	Wide table	✓
	Foot Controller	✓ (with separate foot switch)
	Accessory case	✓
	Accessories	Standard presser foot (A)/Straight stitch presser foot (S) /Zipper presser foot (B)/ Overcasting presser foot (C)/Blind stitch presser foot (D)/Buttonhole presser foot (E)/Manual buttonhole presser foot (I)/Open toe presser foot (O)/Patchwork presser foot (P)/7mm presser foot (7) /Quilt presser foot(for Ruler) (Q)/Throat plate for straight stitch/Straight stitch feed dog/Touch pen/Bobbin (4)/Needle set HA X 1 # 11 (1);# 14 (1);# 16 (1);for knit # 11 (1)/Quilt guide/Auxiliary spool pin/T-shape screwdriver/Ripper/Cleaning brush/Spool cap (large)/Spool cap (Middle)/Spool cap (Small)/Foot Controller/Knee-lifting lever/Power cord/Wide table/soft case/ Instruction manual
Specifications	Dimensions(mm)	575(W)x310(H)x240(D)mm
	Arm size	304x120 mm
	Weight	14.8kg

HZL-NX7



The Next Generation

Kirei



Long Arm Sewing Machine



JUKI CENTRAL EUROPE Sp. z o.o. ul. Poleczki 21, 02-822 Warsaw, Poland
Tel.: +48 22 545 04 00 / Fax: +48 22 545 04 11
www.jukieurope.com / www.facebook.com/JukiSewIt / e-mail: juki@juki.pl

A step forward for sewing with the **HZL-NX7**

Wide sewing area, touch screen interface and a multitude of other functions.
The HZL-NX7 is made for professionals who need a reliable, high quality machine.



Dual Led Lighting to illuminate the large
workspace with an addition of 2 lights over the needle for extra light where you focus.

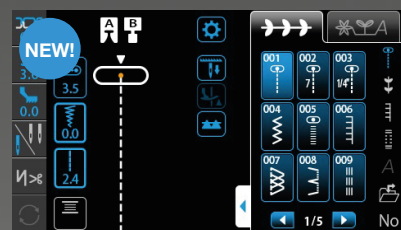
Adjustable Lighting for any color fabric. Need more light on dark fabrics?

Less light on light fabrics?

Set the lighting to best fit your daily sewing.



Color Touch Panel



Check settings and sewing conditions numerically and graphically. The various settings can be specified intuitively.

JUKI Smart Feed



Engage the JUKI Smart Feed dual feed function to move the top layer of your fabric in sync with the lower layer. Perfect for Points, precision and quilt layers. Adjust the feed amount in 0.2 mm steps for beautiful stitching without worried of shifting layered fabrics.

Electronic knee lifting control mechanism



Raise the presser foot with a light knee operation.

Foot controller with independent foot switch



With a foot controller that emphasizes stepping comfort, the needle can be stopped at the precise location of your choice. The foot controller also features excellent responsiveness for sewing a single stitch.



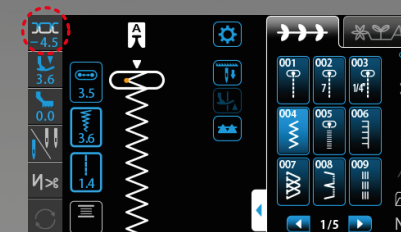
The foot switch can be installed on either the left or right side of the foot controller and can be set to one of seven operations:

- ① Reverse Stitch
- ② Lock Stitch
- ③ Half-stitchsewing
- ④ One-stitch sewing
- ⑤ Presserfoot raising
- ⑥ Thread trimming
- ⑦ No Function



Choosing a specific type of pattern just became easier.

Thread tension setting optimized for the pattern




The thread tension most suitable for the pattern and stitch length can be set. Sew beautiful seams without shrinkage even when sewing fine or dense stitching.

Electronic feed dog control mechanism




NX7

Raise and lower the feed dogs from the touch panel. When the presser foot is raised, the feed dogs is lowered. Fabric can be smoothly removed without damage. In addition to allowing switching to free-motion sewing without removing the table.



Conventional model

Beauty and ease of use of a straight stitch sewing-machine



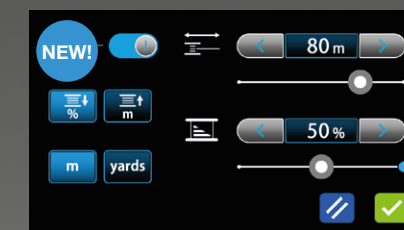
The straight stitch throat plate, feed dogs and presser foot can be replaced in one easy step. Curves and single lap stitching cleanly sewn from the beginning of the seam.

Guide




From touch panel, view instructions for main machine operations. Specify basic settings without even looking at the instruction manual.

Bobbin thread counter



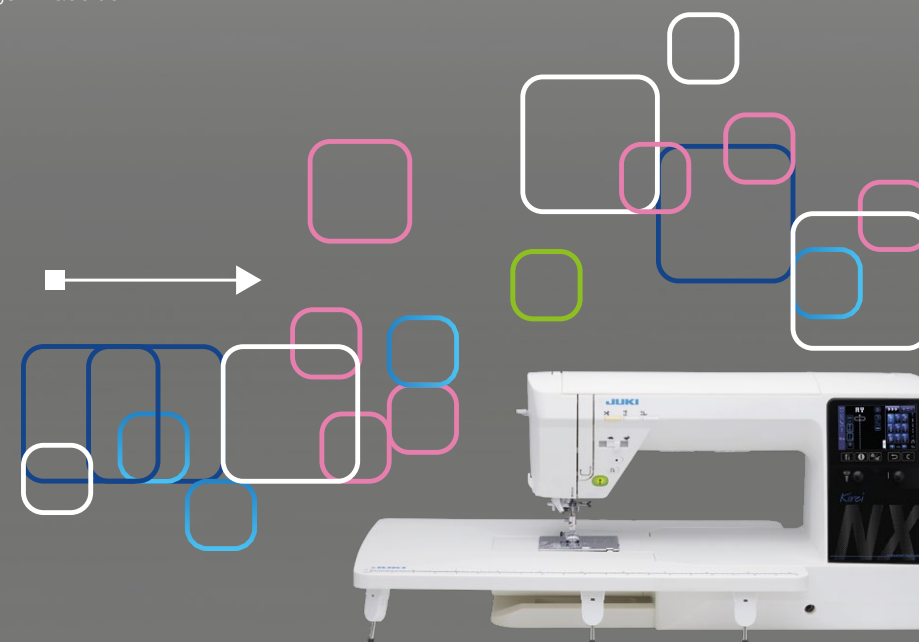
The amount of bobbin thread used is counted based on the stitch length and number of stitches sewn. Running out of bobbin thread can be prevented since you will be warned when 20% of thread remains.

Throat plate with guide



An angle scale is provided in addition to a fine guide scale. Sewing at an accurate position from the fabric edge as well as piecing are both made easier.

Equipped with new functions to bring sewing to the **next level.**




Continuing JUKI's characteristic commitment to **high performance** and **basic functions**.

JUKI's box feed industrial sewing machine technology

The box feed technology, utilized in industrial sewing machines, reliably feeds all types of fabric. It also creates perfectly straight stitching with a uniform pitch.



Sewing a flat fell seam on thick denim overlapped.
Easily crosses seams of thick fabrics.



Since the feed dogs remain horizontal during operation, the feed dog stays in contact with the fabric longer for reliable feeding without bunched stitching.



Sewing thin fabrics
There is no stitching shrinkage even in thin cotton fabrics.




Sewing terry cloth
Easily feed hard-to-sew pile fabrics such as terry cloth.

Presser Foot Pivot Function



*This function can also be switched off.

When you stop sewing, the needle stops in the down position and the presser foot automatically lifts to allow for fabric movement. Sew corners or pivot with ease, when you resume sewing the presser foot automatically lowers for continuous smooth sewing.



351 built-in stitch patterns

Combining, vertical/horizontal flipping, elongating, repeated sewing ... Various editing functions provide infinite possibilities for expression!

Stitch adjustment/needle position dials



The dials make it easy to adjust the stitch width and length (roughness) as well as the needle position (stitch baseline). The dials also allow you to make subtle adjustments to the stitch width and length while sewing.

Free-motion sewing



Lower the feed dogs with the touch of a button. For smooth and effortless free-motion sewing.




Transparent quilt presser foot can be used with ruler work (ruler optional).

Micro-lifter Prevents Uneven Seams



You can sew with the presser foot slightly floated.



Compact storage for a wide variety of accessories



All accessories can be stored in the accessory box and are immediately available when needed.



The instruction manual, foot controller, wide table and accessory box can also be stored on the machine's cover to be taken along with the machine.

Large sewing space



The 12-inch (30.48 cm) arm provides unsurpassed workability, even when handling large projects.


Easily sew beautiful buttonholes surpassing the quality of other home sewing machines.

The fabric and seam conditions are constantly monitored by JUKI's original buttonhole sensor system to provide optimum feeding. Buttonholes are beautifully finished in the most suitable sewing order to ensure equal stitching densities of the left and right sides as well as to prevent miss formed keyhole buttonholes by starting with the rounded end.




The buttonhole presser foot is equipped with a clamping plate. Feed the fabric more precisely between the clamping plate and presser foot to feed the fabric even more reliably.

20 types of buttonholes available for any use



Adjustable cutting width
The cutting width (along the center) can be adjusted to one of three levels according to the button.

Optional Accessories




Stitch Area Magnifier
Creates 1.4 times magnification to the stitch area.
Part No.40164074



Thread Stand
With the built in thread stand you can easily use and enjoy larger thread cones.
Part No.40208049




Invisible Zipper Foot
For installation of concealed zipper.
Part No.40080955



Button Attaching Presser Foot
For attaching buttons on garments.
Part No.40080969



Adapter Shank
It is used to attach the presser foot which does not use the presser foot holder to the presser bar.
Part No.40207583



Quilt Presser Foot (open type)
For free motion sewing. (Front part is open for better visibility).
Part No.40224355