

WHEN YOU PLACE ORDERS
Please note when placing orders, that the model name should be written as follows:

- Machine head
- Computer-controlled, High-speed, Bartacking Sewing System

LK1900BN

Application	Code	Work clamp foot	Code	Attachment	Code
Standard	S	Standard	S	Not provided	000
For heavy-weight materials	H	For foundation	F	Subclass	001
For foundation	F	* For foundation "F" type can be selected only sewing spec:"B" type.			
For knits and knitted materials	M				
With large hook for heavy-weight materials	W				
Bird's nest preventing / Shorter-thread remaining functions	B				

- Eyelet buttonhole bartacking Sewing System

LK1901BNSS

Application	Code	Work clamp foot	Code	Attachment	Code
Standard	S	Standard	S	Not provided	000
				Subclass	001

- Belt-loop attaching Sewing System

LK1902BN

Application	Code	Work clamp foot	Code	Attachment	Code
Standard	S	Standard	S	Not provided	000
For heavy-weight materials	H			Subclass	001

Control box

MC672

Power supply	Code	Operation panel	Code
3-phase	200~240V	Standard panel	NN
	200~240V	IP panel	IP420U
Single-phase	CE 200~240V (not provided with power switch)		

* IP-420U does not support NFC.

●To order, please contact your nearest JUKI distributor.

JUKI ECO PRODUCTS LK-1900BN Series is an eco-friendly product which complies with JUKI ECO PRODUCTS standards for protecting the environment.



- The sewing machine complies with the "Juki Group Green Procurement Guidelines" on the use of hazardous substances, which is stricter than other restrictions, such as those of the RoHS Directive.

For details of JUKI ECO PRODUCTS, refer to: http://www.juki.co.jp/eco_e/index.html

*The RoHS Directive is an EU Directive limiting the use of 6 hazardous substances (lead, hexavalent chromium, mercury, cadmium, PBB and PBDE) in electrical and electronic equipment. The Juki Green Procurement Guideline is the voluntarily established criteria to eliminate not only the aforementioned six substances, but also other ones which also adversely affect the environment.



Registered Organization : JUKI CORPORATION Head Office
The Scope of the Registration : The activities of research, development, design, sales, distribution, and maintenance services of industrial sewing machines, household sewing machines and industrial robots, etc., including sales and maintenance services of data entry systems.

JUKI
JUKI CORPORATION
SEWING MACHINERY & SYSTEMS BUSINESS UNIT

2-11-1, TSURUMAKI, TAMA-SHI,
TOKYO 206-8551, JAPAN
PHONE : (81) 42-357-2383
FAX : (81) 42-357-2274
<http://www.juki.com>

* Specifications and appearance are subject to change without prior notice for improvement.
* Read the instruction manual before putting the machine into service to ensure safety.
* This catalogue prints with environment-friendly soyink on recycle paper.

NOVEMBER, 2017 Printed in Japan(TN)

JUKI



LK-1900BN Series

Computer-controlled, High-speed, Bartacking Sewing System

DIGITAL
SEWING
SYSTEM

Management of sewing performance and sewing machine
with JUKI's next-generation sewing system.



LK-1900BNB

LK-1900BN Series

LK-1900BN Series

Machine is mounted with inbuilt NFC (Near Field Communication) and communication devices capable of a 2-way data transmission.

Higher productivity.

- The machine achieves sewing speed of 3,200sti/min. The machine's starting, stopping, thread-trimming and automatic presser lifting speeds have been increased to significantly shorten total cycle time.

Excellent workability and operability. (Low-noise and low-vibration)

- The direct-drive head (with no belt), which is directly connected to a compact AC servomotor, achieves outstanding. This head helps create a comfortable working environment with reduced vibration and noise.
- The arm section of the machine head is fitted with a hand pulley. This allows the operator to visually check the needle entry points.

Excellent seam quality.

- Needle thread grasping mechanism helps produce consistent knot tying at the beginning of sewing. (This device has been factory-set to "invoking prohibited" status at the time of delivery.)

Many different sewing patterns.

- The machine is provided as standard with 51 different sewing patterns. The machine permits easy changeover of sewing patterns for effortless execution of an inexhaustible range of sewing specifications.
* For LK-1900BNB, the standard no. of sewing patterns is 50.
- The LK-1900BN is also able to sew buttons using the same data used for the LK-1900 (EP-ROM).

The sewing starting point can be corrected.

- In cases where the needle entry point for button sewing is to be corrected, the sewing starting point can be corrected without the adjustment of the relevant mechanism.

Auto-lifter mechanism utilizing a system.

- The machine is provided as standard with auto-lifter that uses a stepping-motor system. This helps reduce operator fatigue.
- It is also possible to change over the stroke of the auto-lifter from a onestep stroke to a double-step stroke, which offers easier positioning of a material on the machine. For the double-step stroke, an intermediate stopping height can be established on the operation panel.
- The work clamp foot lift can be set to a maximum of 17mm. (Standard 14mm)

Oil stains are eliminated.

- Thanks to our advanced dry-head technology, the frame (needle bar and thread take-up) no longer requires lubrication. This prevents the material from being stained with lubricating oil.
- Just a small quantity of clean oil is supplied from the oil tank to the hook.

Eco-friendly power saving

- An encoder is installed in the pulse motor, thereby achieving substantially improved power-consumption saving.

The machine is provided as standard with the active tension (electronic thread tension control mechanism).

- Since the machine is provided with an active tension mechanism, it is able to set a needle thread tension that matches various sewing conditions (such as thread, material and sewing speed) on the operation panel, store the data in memory and reproduce it.
- The needle thread tension can be separated according to stitching type or portion of a seam, such as the beginning part of the seam, base stitched part, zigzag stitched part and end of the seam (fastening stitch).
- When the operation panel is used in combination with the active tension, the needle thread tension can be set on a stitch-by-stitch basis. This helps eliminate undesired thread tension variations at a multi-layered part of a material or with sewing direction, thereby contributing to upgraded seam quality.



LK-1900BN-SS

Standard panel

New


Management of sewing performance and sewing machine by the utilization of IoT (Internet of Things)

Management, browsing and editing of data can be carried out on the application software

- Data on sewing machine adjustments made according to the product to be sewn can be transferred to a commercially-available Android tablet in contactless mode. This enables quick check for uniform settings as well as confirmation of conditions of sewing machines in a sewing line, thereby facilitating setup changes. The operation panel is also provided as standard with a USB port. Data management and software update can be carried out with ease using a USB thumb drive.

Data items of sewing can be numerically managed to ensure "stable quality" and "reduction in time required for setup changes". Quantified sewing data can be externally taken from the sewing machine using an Android tablet or USB thumb drive.

※ Android OS Version 6.0 is recommended to use JUKI Smart APP.
(Operation is confirmed with respect to Versions 5.0 and later.)
Contact JUKI distributor in your area for how to use the application software.

 The sewing machine can be paired with equipment which supports NFC (Near Field Communication) only by holding the equipment over the sewing machine.



Many different models are prepared according to the type of materials.

- The LK-1900BN model comes in five different subclass models, such as S type (standard), H type (for heavy-weight materials), F type (for foundation), M type (for knits and knitted materials), W type (with a large shuttle hook for heavy-weight materials) and (bird's nest preventing /shorter-thread remaining functions), to offer a choice according to any application.
- The needle's penetrating force into the material has been increased. This provides an improved responsiveness to heavy-weight materials for the H type machine.
- The W type has adopted a large shuttle hook, which reduces the frequency of bobbin-thread changing to enable highly efficient sewing work.



S type (Bartacking pocket lip of suits)



H type (Bartacking crotch of jeans)



F type (Attaching the shoulder straps to brassier)
* Presser foot for vertical bartacking is supplied with the unit as an accessory.



M type (Bartacking shoulder of running shirt)

Computer-controlled, High-speed, Bartacking Sewing System
(Bird's nest preventing / Shorter-thread remaining functions)

LK-1900BNB

Thanks to the Bird's nest preventing/shorter-thread remaining functions, manual thread-nipping is no longer required and gives soft and smooth feeling on the bartaking sections where directly contact skin such as brassieres and tank tops.



LK-1900BN-BS



Bird's nest preventing /Shorter-thread remaining functions




The sewing machine eliminates so-called "bird's nests"
(thread tangling in on the wrong side of the material at the beginning of sewing).

- The thread is retained at the beginning of sewing and any excess thread is trimmed during sewing. As a result, the length of thread sewn in the seam is shortened, thereby achieving high-quality sewing performance while preventing thread from tangling in on the wrong side "of the material."

Length of thread remaining on the material
at the end of sewing has been reduced to 2 mm or less*.

- The newly-developed shorter-thread remaining mechanism trims the thread shorter after the regular thread trimming operation. Additionally, thread waste produced by thread trimming is withdrawn by suction. Thanks to this mechanism, the trouble of manual thread nipping is avoided.

* Use #60-80 (TEX22-30) polyester spun thread



Finishing of the Bird's nest preventing/shorter-thread remaining functions (on the wrong side)

Computer-controlled, High-speed, Bartacking Sewing System

LK-1900BN



LK-1900BN-SS

The machine achieves sewing speed of 3,200sti/min The machine's thread-trimming etc. have been increased to significantly shorten total cycle time.

- The machine is highly productive and provided as standard with 51 different sewing patterns. This is an excellent high speed computer-controlled bartack machine which enables to register as many as 99 cycles of which each cycle can contain 99 sewing patterns as well as good responsiveness to various sewing patterns.

Eyelet buttonhole bartacking Sewing System

LK-1901BN



LK-1901BN-SS



The machine ensures high-quality bartacks on eyelet buttonholes.

- The machine is provided with a material-drawing mechanism which draws the right and left parallel portions of an eyelet buttonhole near to one another.
- The machine performs bartacking with the right and left parallel portions of the eyelet buttonhole drawn near to one another after the buttonhole is clamped under the work clamp foot, thereby finishing highly durable and well-tensed eyelet buttonholes.

The sewing pattern best suited to the sewing product to be bartacked can be selected by single-key operation.

- Three different sewing patterns are prepared to enable easy switchover of sewing sizes. If the sewing patterns are assigned to the pattern keys on the operation panel, the sewing patterns can be called up or changed with single-key operation.
- The machine sews the most optimally suited bartacks on eyelet buttonholes on the front bodies of garments and straight buttonholes that differ in stitch number and size on jacket lapels, thereby improving the finished quality of sewing products.

The material drawing mechanism can be switched to ON/OFF.

- The material drawing amount can be adjusted to 3mm at maximum. The material drawing mechanism can be switched ON/OFF in accordance with the setting of the memory switch. With these features, the material drawing mechanism can be used with greater flexibility.

Belt-loop attaching Sewing System

LK-1902BN



LK-1902BN-SS



The sewing pattern best suited to the sewing product to be bartacked can be selected by single-key operation.

- The machine is provided as standard with six different linear bartacking patterns. Since the sewing size can be easily changed, the optimal number of stitches and sewing size can be speedily selected according to the belt-loop width. If the normally used patterns are assigned to the patterns keys, a desired pattern can be called up or changed with single-key operation.

The machine head has been designed with an emphasis on operability.

- With its broadly curved feed bracket (presser arm), the machine permits easy placement of the material to be sewn. The slimly shaped bed and head design that allows free space under the arm demonstrates greater operability in handling materials on the machine and continuous processes. These features contribute substantially to increased productivity in belt-loop attachment processes.

■ WORK CLAMP FOOT AND FEED PLATE FOR LK-1902BN
(for belt-loop attaching)

	Work clamp foot	Feed plate	Number of pattern
Provided as standard	13544465	14143002	17
LK-1902BN-SS			18
LK-1902BN-HS			
Option	13545660	13545504	19
For large size			20
			21
Option	13547161	13545801	22
For extra large size			
		13547005	22

* A finger guard is included in the presser foot.

TABLE OF THE STANDARD PATTERNS

	No.	Stitch diagram	Number of stitches	Sewing size (mm)		No. of work clamp foot (Note 2)
				Length-wise	Cross-wise	
Large bartacking	1 (51)		42	2.0	16	1
	2					2
	3*					3
	4*		28	2.5	16	1
	5					2
	6*					3
	7		36	2.0	10	1
	8*					2
	9*					3
	10*		56	3.0	24	6
Small bartacking	11		21	2.5	6	8
	12		28	2.5	6	8
	13		36	2.5	6	8
Large bartacking	14		14	2.0	8	5
	15		21	2.0	8	5
	16		28	2.0	8	5

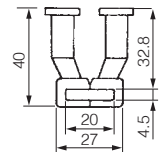
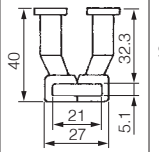
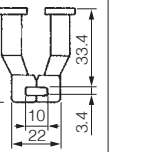
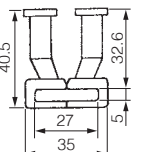
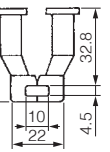
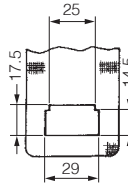
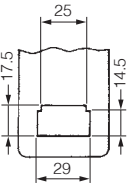
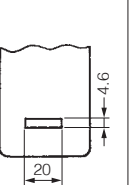
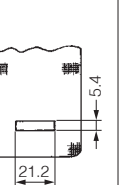
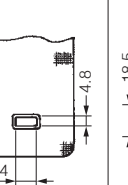
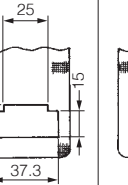
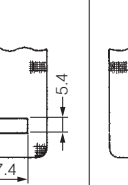
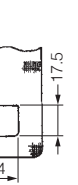
	No.	Stitch diagram	Number of stitches	Sewing size (mm)		No. of work clamp foot (Note 2)
				Length-wise	Cross-wise	
Linear bartacking	17		21	0	10	1
	18		28	0	10	2
	19					3
	20					6
	21		41	0	25	7
	22		44	0	35	(Note 3)
Lengthwise bartacking	23		28	20	4.0	9, 10
	24		36	20	4.0	
	25		42	20	4.0	
	26		56	20	4.0	
	27		18	20	0	
Lengthwise linear bartacking	28		21	10	0	11
	29			20	0	
	30		28	20	0	

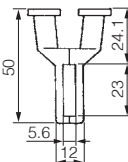
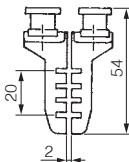
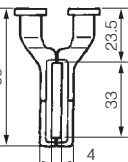
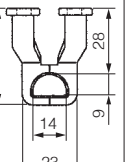
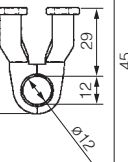
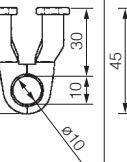
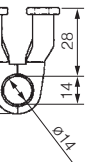
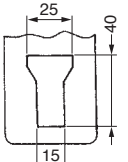
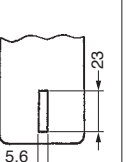
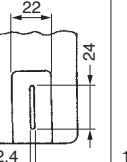
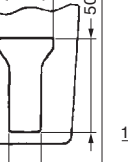
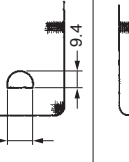
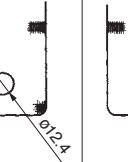
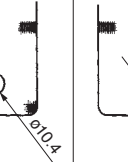
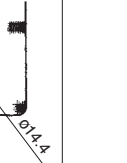
(Note) 1. Sewing size shows the dimensions when the scale rate is 100%.
2. Refer the No. of work clamp foot to the separate table of work clamp foot.
3. For No. 22, modify the work clamp foot blank for use.
4. Use the patterns with * marks for sewing denim.
5. No.51 is the pattern No.1 without thread clamp.
6. For LK-1900BB, the pattern No.51 is not selectable.

	No.	Stitch diagram	Number of stitches	Sewing size (mm)		No. of work clamp foot (Note 2)
				Length-wise	Cross-wise	
Semilunar bartacking	31		52	7	10	13
	32		63	7	12	13
	33		24	6	10	13
	34		31	6	12	13
	35		48	10	7	14
	36		48	10	7	14
Large size bartacking	37		90	3	24	6
						7
Knit goods bartacking	38		28	2	8	5
Round bartacking	39		28	ø12		16
	40		48			

	No.	Stitch diagram	Number of stitches	Sewing size (mm)		No. of work clamp foot (Note 2)
				Length-wise	Cross-wise	
Lengthwise bartacking	41		29	20	2.5	
	42		39	25	2.5	
	43		45	25	2.5	
	44		58	30	2.5	12
	45		75	30	2.5	
	46		42	30	2.5	
Radial tacking	47		91	ø8	15	
	48		99			
	49		148			
	50		164			

TABLE OF THE WORK CLAMP FOOT

No. of work clamp foot	1	2	3	4	5	6	7	8
Work clamp foot	13518659(asm.)			13548557(asm.)	13542964(asm.)	13548151(asm.)		13542451(asm.)
								
Feed plate	14116107	14116404	14116800	14116305	14116206	13548003	13554803	14116602
		(without knurl)	(without knurl)					
								
Finger guard ^l	26224204					13548300		26224204
Application code	S	F	F	H	M	S	H	S
S (standard)	Installed on machine head	—	—	—	—	Option	—	Option
H (heavy-weight materials)	—	—	—	Option	—	—	Installed on machine head	—
F (foundation)	—	Option*	Installed on machine head*	—	—	—	—	—
M (knitted materials)	—	—	—	—	Installed on machine head	—	—	—
W (with large hook, heavy-weight materials)	—	—	—	—	—	—	Installed on machine head	—
BS (Bird's nest preventing / Shorter-thread remaining functions)	Installed on machine head	—	—	—	—	Option	—	Option
BF (Bird's nest preventing / Shorter-thread remaining functions)	—	Option	Installed on machine head	—	—	—	—	—

No. of work clamp foot	9	10	11	12	13	14	15	16
Work clamp foot	13571955(asm.)		13561360(asm.)	14137509(Right) 14137608(Left)	40021871(Right) 40021872(Left)	40021874(Right) 40021875(Left)	40021877(Right) 40021878(Left)	40021880(Right) 40021881(Left)
								
Feed plate	14116503	14116909	14116701	14137707	40021873	40021876	40021879	40021882
	(without knurl)	(without knurl)	(without knurl)	(without knurl)	(with knurl)	(with knurl)	(with knurl)	(with knurl)
								
BS (Bird's nest preventing / Shorter-thread remaining functions)					40158195	40158196	40158196	40158196
Finger guard*	14135305				26224204			
Application code	F	F	F	H	S	S	S	S
S (standard)	—	—	—	—	Option	Option	Option	Option
H (heavy-weight materials)	—	—	—	—	—	—	—	—
F (foundation)	Option*	Supplied with machine as accessory*	Option	Option	—	—	—	—
M (knitted materials)	—	—	—	—	—	—	—	—
W (with large hook, heavy-weight materials)	—	—	—	—	—	—	—	—
BS (Bird's nest preventing / Shorter-thread remaining functions)	—	—	—	—	Option	Option	Option	Option
BF (Bird's nest preventing / Shorter-thread remaining functions)	Option	Supplied with machine as accessory*	Option	Option	—	—	—	—

★ For the foundation type (F-type) sewing machine for the European market, the work clamp foot No. 2 is installed on the machine head and the work clamp foot No. 9 is supplied with the machine as an accessory (packed together) (note that the work clamp feet No. 3 and No. 10 are not supplied with the machine).

* Install a finger guard suitable for each work clamp foot when replacing the work clamp foot.

STANDARD EQUIPMENT

LED Light

The LED light can adjust the light intensity to 5 levels, and Off setting is also possible. The operator can set the brightness which is easy to work, improving work efficiency.



OPTION


Simple work clamp kit

for the LK-1900BN Series

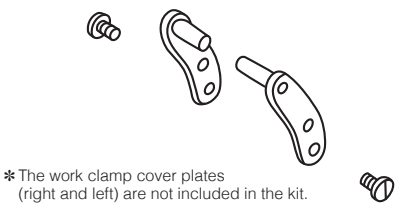
Conventionally, the front plate has to be removed to change the work clamp. With the new work clamp kit, the work clamp can be changed without removing the plate.



- The lever for lifting the work clamp can be independently slid back and forth.
- The machine parts can be adjusted and replaced entirely by hand without screwdrivers or others tools. Changing parts is now a "clean-hands" procedure.




Simple work clamp kit Part No.: 40057279



* The work clamp cover plates (right and left) are not included in the kit.

Foot pedal for standing work (optional)



● 2-pedal unit for standing work*

[Part No. M85205800A0]

* To connect the cable asm. to the electrical box, conversion cable (separately available) is necessary.

● Pedal switch conversion cable asm.

[Part No. M90125900A0]



● PK-57*




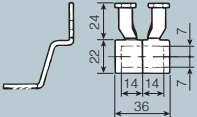
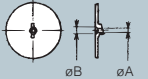
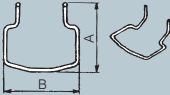
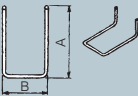
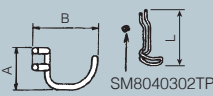
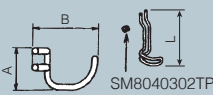
[Part No. GPK570010B0]

* To connect the cable asm. to the electrical box, conversion cable (separately available) is necessary.

● Pedal switch conversion cable asm.

[Part No. M90135900A0]

TABLE OF THE OPTIONAL PARTS

Part name	Type		Part No.
<div>Feed plate blank</div> <div></div> <div>t=1.2 *Stainless steel t=0.5</div>	Without knurl/with plating	Sewing area 20×40	14120109
	With knurl/with plating	Sewing area 20×40	14120307
	Without knurl/stainless steel*	Sewing area 20×40	14120505
	Without knurl/with plating	Sewing area 30×40	40021855
	Without knurl/without plating	Sewing area 30×40	40021856
	Without knurl/stainless steel*	Sewing area 30×40	40021857
	With knurl/with plating	Sewing area 30×40	40021858
	With knurl/without plating	Sewing area 30×40	40021859
<div>Work clamp foot face plate (asm.)</div> <div></div>	Face plate for presser blank		14121263
<div>Presser blank</div> <div></div> <div>t=3.2</div>	With knurl/with plating (right)	Sewing area 20×40	14121701
	With knurl/with plating (left)	Sewing area 20×40	14121800
	With knurl/with plating (right)	Sewing area 30×40	40021851
	With knurl/with plating (left)	Sewing area 30×40	40021852
	With knurl/without plating (right)	Sewing area 30×40	40021853
	With knurl/without plating (left)	Sewing area 30×40	40021854
<div>Work clamp foot blank</div> <div></div>	With knurl/with plating (right)		40021869
	With knurl/with plating (left)		40021870
<div>Needle hole guide</div> <div></div>	A=1.6 B=2.6 With relief slit Standard type		B2426280000
	A=1.6 B=2.0 Without relief slit F and M types		D2426282C00
	A=2.3 B=4.0 Without relief slit for heavy-weight material		14109607
	A=2.7 B=3.7 Without relief slit for extra heavy-weight material		D2426MMCK00
<div>Finger guard (1)</div> <div></div>	A=56.5 B=64		13533104
	A=59 B=74 For extra-large bartacking		13548300
<div>Finger guard (2)</div> <div></div>	A=66.5 B=43 For lengthwise bartacking		13573407
<div>Finger guard (3)</div> <div></div>	A=21.5 B=35.5 L=67 For lengthwise bartacking		14135305
<div>Finger guard (4)</div> <div></div>	A=21.5 B=35.5 L=58.5 For specially ordered work clamp		14120000

SPECIFICATIONS

Model name	LK-1900BN-SS	LK-1900BN-HS	LK-1900BN-FS	LK-1900BN-MS	LK-1900BN-WS
Application	Standard	For heavy-weight materials	For foundation	For knits and knitted materials	With large hook for heavy-weight materials
Max. sewing speed	3,200sti/min*				2,700sti/min*
Sewing area	30mm (L) × 40mm (W)				
Stitch length	0.1~10mm (0.1mm step)				
Needle bar stroke	41.2mm				
Lift of the work clamp foot	Standard 14mm (17mm when the reverse-rotation needle-up function)				
Auto-lifter	Provided as standard (stepping motor type)				
Needle thread tension	Active tension (electronic thread tension control system)				
Needle (at the time of delivery)	DP×5 (#14)	DP×17 (#21)	DP×5 (#11)	DP×5 (#11)	DP×17 (#21)
Hook	Standard shuttle hook				Large shuttle hook
Number of stitches that can be stored in memory	Max. 20,000 stitches				
Number of standard patterns	51 patterns				
Number of data that can be input	200 patterns (for up to 150 patterns, sewing data can be added.)				
Enlarging/Reducing facility	20~200% (1% step), Pattern enlargement/reduction can be done by increasing/decreasing the stitch length				
Memory method	Internal-organs memory				
Bobbin thread counter	Provided as standard (up/down method)				
Lubrication	Hook: minute-quantity lubrication				
Lubricating oil	JUKI New Defrix Oil No.2 (equivalent to ISO VG32)				
Sewing machine motor	450W compact AC servomotor (direct-drive system)				
Power consumption	250VA				
Weight	Machine head (include motor) 42kg, Control box 5.6kg				

Model name	Bird's nest preventing / Shorter-thread remaining functions		Eyelet buttonhole bartacking machine	Belt-loop attaching machine	
	LK-1900BN-BS	LK-1900BN-BF	LK-1901BN-SS	LK-1902BN-SS	LK-1902BN-HS
Application	Standard	For foundation	Standard	Standard	For heavy-weight materials
Max. sewing speed	3,200sti/min*		3,000sti/min*		
Sewing area	30mm (L) × 40mm (W)		30mm (L) × 40mm (W)		
Stitch length	0.1~10mm (0.1mm step)		0.1~10mm		
Needle bar stroke	41.2mm		41.2mm		
Lift of the work clamp foot	Standard 11mm (by using the reverse-rotation needle-up function 14mm)		Standard 14mm (by using the reverse-rotation needle-up function 17mm)		
Auto-lifter	Provided as standard (stepping motor type)		Provided as standard (stepping motor type)		
Needle thread tension	Active tension (electronic thread tension control system)		Active tension (electronic thread tension control mechanism)		
Needle (at the time of delivery)	DP×17 (#14)	DP×17 (#11)	DP×5 (#14)	DP×5 (#14)	DP×17 (#21)
Hook	Standard shuttle hook		Standard shuttle hook		
Number of stitches that can be stored in memory	Max. 20,000 stitches		Max. 20,000 stitches		
Applicable pattern number	50 patterns		11, 12, 13	17, 18 (19, 20, 21, 22*) *This device has been factory-set to " invoking prohibited " status at the time of delivery.	
Number of data that can be input	200 patterns (for up to 150 patterns, sewing data can be added.)		200 patterns (for up to 150 patterns, sewing data can be added.)		
Enlarging/Reducing facility	20~200% (1% step), Pattern enlargement/reduction can be done by increasing/decreasing the stitch length		20~200% (1% step), Pattern enlargement/reduction can be done by increasing/decreasing the stitch length		
Memory method	Internal-organs memory		Internal-organs memory		
Material drawing amount	—		Max. 3mm	—	
Bobbin thread counter	Provided as standard (up/down method)		Provided as standard (up/down method)		
Lubrication	Hook: minute-quantity lubrication		Hook: minute-quantity lubrication		
Lubricating oil	JUKI New Defrix Oil No.2 (equivalent to ISO VG32)		JUKI New Defrix Oil No.2 (equivalent to ISO VG32)		
Sewing machine motor	450W compact AC servomotor (direct-drive system)		450W compact AC servomotor (direct-drive system)		
Power consumption	250VA		250VA		
Weight	Machine head (include motor) 42kg, Control box 5.6kg		Machine head (include motor) 42kg, Control box 5.6kg		
Air consumption	6 L/cycle		—		

* "sti/min" stands for "Stitches per Minute"
* Other company names and product names/brand names are trademarks or registered trademarks of the respective companies.