


Specifications

Item	Model	PLK-J6040
Stitching style		Single-needle lockstitch
Hook		Double-size shuttle
Needle		DPx17 #18
Sewing area (X x Y) (mm)		600 x 400
Max. speed (Note 1) (rpm)		M3 motion: 2000
Feeding system		M3 motion : Intermittent and/or continuous
Stitch length (mm)		0.1 to 20.0 (min. resolution 0.1)
Max. stitches		20 000 stitches/pattern
Max. patterns (Note 2)		9 000
Memory medium		USB flash memory
Axis control		7 axis : Head & Hook & presser foot & thread tension & trimmer & X & Y
Upper shaft motor		Mitsubishi Electric 750W direct servo motor
Lower shaft motor		Mitsubishi Electric 400W direct servo motor
Work holder		Jig-eject system
Needle bar stroke (mm)		41
Thread take up lever stroke (mm)		68
Presser foot drive		Direct drive by stepping motor
Presser foot lift stroke		Max. 24.0 (step: 0.1)
Presser foot stroke		Digital adjustment stroke: 0.0 to 10.0
Upper thread tensioner		Manual or digital switchover method
		Input data save function provided
		Stitching direction-compatible automatic adjustment function provided
Trim knife type		Horizontal type by stepping motor
Oil lubrication		Spray method: Spray time adjustment
Operation panel		6.5-inch color LCD touch panel with USB port
External device Input / Output		Total: 27 NPN + 2 Analogic (Free : 21 NPN / 2 Analogic)
Interface		Ethernet (Note 3) (CC-Link IE Field Basic compatible), USB communication
Barcode reader		USB barcode reader (HID) supported
Detection: Thread break, skipped stitch		Standard equipment
Stitch alert		Option
Programmable controller		Dual original step sequence function
Outline dimensions (mm) (WxDxH)		1350 x 1570 x 1205
Mass (kg)		440
Power supply		200 to 240V single-phase/three-phase

*1:Sewing speed may be limited by the type of sewing material, presser weight and stitch length, etc.

*2:The max. patterns may be limited depending on the number of stitches of each pattern in the memory.

*3:Ethernet is a trademark of Fuji Xerox Co., Ltd.



Safety Precaution

To ensure safe and proper use of the products in this document, please make sure to read the relevant instruction manuals and technical notes before use.

MITSUBISHI ELECTRIC EUROPE B.V. - French Branch

2, rue de l'Union – 92565 Reuil-Malmaison Cedex - France
<http://www.ism.mitsubishielectric.fr/en>

INDUSTRIAL SEWING MACHINES

PLK-J6040



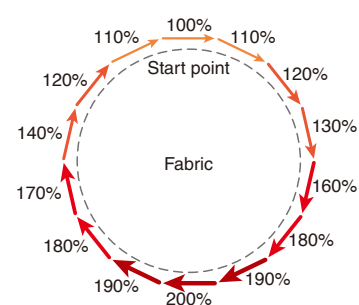


The evolution of future sewing

Everything to improve usability

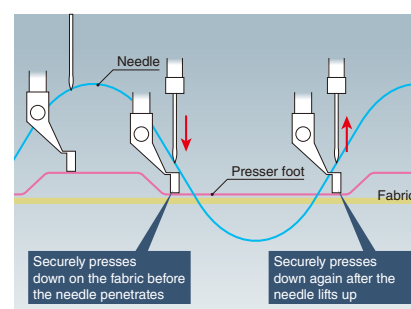
Optimizes thread tightness in all stitching directions Digital tension function

The sewing machine selects the optimum tension according to the stitching pattern.



Independent presser foot motion

The fabric pressing time and timing can be adjusted digitally to prevent the fabric from lifting up. This contributes to stable needle location and reduced stitch skipping.



Easy maintenance!
New arm-shaped, glass epoxy slide plate



The bobbin can be replaced from the top



Easy to see operations and simple 6.5-inch color operation panel

M3 Motion : Mix between intermittent and continuous system motion

This unique feature reduces vibration and noise to optimize the sewing.

E-stitch : Prevention of skipped stitches at start-up

Perfect thread maintain at start-up.

Modular concept.

4 different hooks available for the highest flexibility and to meet all your specific needs:

Shuttle / Rotary / Rotary x3 / Rotary Heavy.

Sewing machines equipped with "Pokayoke" to prevent human error

Materials thickness confirmation function ensures proper material layers before sewing starts.

Quality assurance from quality control

Equipped with the seam error detection function. The history and condition of every stitch can be transferred to storage device for future traceability.

Next-generation IT factory management

Integrated FA-IT solutions driven by Mitsubishi Electric **e-F@ctory**

e-F@ctory enables visualization of operating status through enhanced communication functions, contributing to flexible factory management. The best partner for sewing machines and other Mitsubishi Electric FA products.

